

COOL: LibreOffice technology in the browser

Michael Meeks

CEO

michael.meeks@collabora.com




Collabora
Online



FOSDEM


*"Stand at the crossroads and look; ask for
the ancient paths, ask where the good
way is, and walk in it, and you will find
rest for your souls..." - Jeremiah 6:16*



Writer – Collaborative Text docs

Recipe

Strawberry Vanilla Pancakes



Ingredients

- 200g self-raising flour
- 1 1/2 tsp baking powder
- 1tbsp golden caster sugar
- 3 large eggs
- 25g melted butter, plus extra for cooking
- 200ml milk
- vegetable oil, for cooking
- To serve: fruit, jam or cooked bacon and maple syrup

Preparation

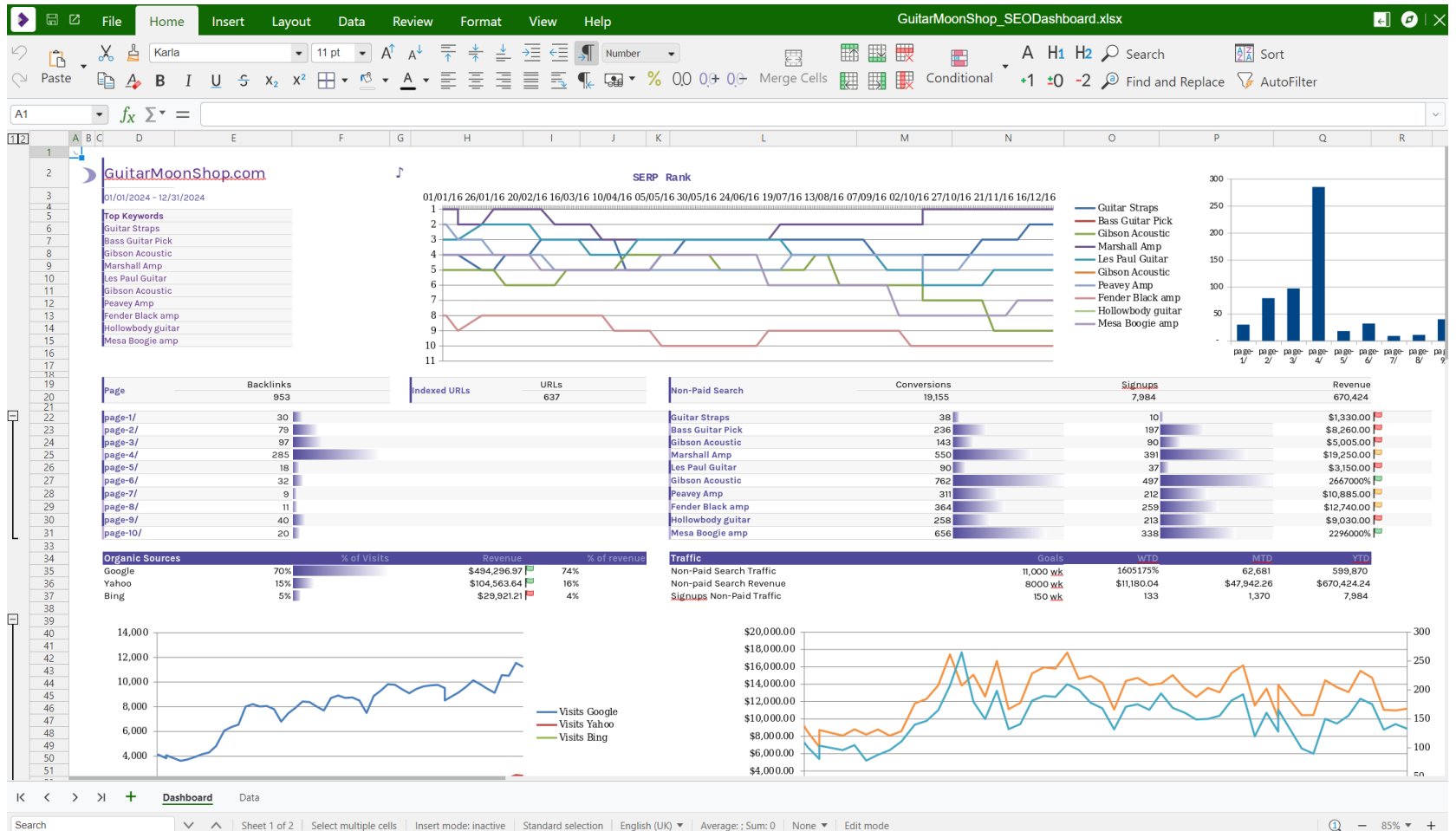
1. Mix 200g self-raising flour, 1 ½ tsp baking powder, 1 tbsp golden caster sugar and a pinch of salt together in a large bowl.
2. Create a well in the centre with the back of your spoon then add 3 large eggs, 25g melted butter and 200ml milk.

Comment thread:

- Richard Brock (RB) Wed, 4 Sept 2024: Does the title look better aligned centrally?
- Naomi Obbard Wed, 4 Sept 2024: I think it looks better on the left.
- Richard Brock (RB) Wed, 4 Sept 2024: Is this the correct final quantity?
- Naomi Obbard Wed, 4 Sept 2024: Yes :)
- Richard Brock (RB) Wed, 4 Sept 2024: Good work on the picture!

Page 1 of 2 | 256 words, 1,305 characters | Insert | Standard selection | Edit mode | 150%

Calc - Collaborative Spreadsheets



Impress – Collaborative Presentations

The screenshot displays the LibreOffice Impress interface. The title bar shows the file name "3D Transitions.odp". The ribbon includes tabs for File, Home, Insert, Layout, Review, Format, View, and Help. The Home tab is active, showing options for text formatting (Bold, Italic, Underline, Paragraph), comments, and presentation navigation. The main slide area contains a purple logo consisting of a stylized arrow pointing right, followed by the text "Collabora Online". The right-hand pane is titled "Slide Transition" and offers various transition effects such as None, Wipe, Wheel, Uncover, Bars, Checkers, Shape, Box, Wedge, Venetian, Fade, Cut, Cover, Dissolve, and Comb. Below these, there are settings for "Modify Transition" (Variant, Duration set to 2 seconds), "Advance Slide" (On mouse click, After: 1 second), and "Repeat Slideshow" (Disabled, After: 0 seconds). A button labeled "Apply Transition to All Slides" is also present. The status bar at the bottom indicates "Slide 2 of 11", "English (UK)", and "Edit mode".

Draw- Collaborative Diagramming

The screenshot shows a web browser window displaying a presentation slide. The browser's address bar shows the URL 'Why-collabora-online-subscription.odg'. The slide content is as follows:

Collabora Online

Why the Collabora Online Subscription?

Focused on providing high quality software, thoroughly tested and ready for business

Collabora Online is a powerful online office suite, which you can integrate into your own infrastructure. We take digital sovereignty seriously and provide you with all the tools to keep your data secure, without compromising on features. With our supported subscription you get:

- Assured Digital Sovereignty & Security**
 - On-premise / self hosted - control your data, app & network
 - No ties to any storage or authentication system
 - Documents are not broadcasted to all clients, but shared as pixels
 - Each document session gets its own private jail - with no local copy between document editing sessions
 - Simple integration based on a WOPJ API providing storage & authentication
- No Limitations for Your Productivity**
 - All code is Open Source
 - Full featured, rapid improvement
 - Available for all major PC and mobile platforms
 - Flexible - many different integrations into 3rd party solutions
 - Excellent interoperability with DOCX, XLSX, PPTX and other Microsoft files
- A Cost-Effective & Flexible Plan**
 - Simple pricing plan
 - High Availability as standard
 - Unlimited connections per user
 - Unlimited servers, containers and VMs as standard
 - Unlimited external collaborators included
 - Easy to deploy - stateless service
 - Complete solution - no unexpected extra support costs for database, NFS, message-bus
 - Dynamically deploy your workloads with Kubernetes or your own orchestration
- Product Management Relationship**
 - Direct contact with the Collabora team to optimise the software for your business
 - Ability to request feature development
 - Priority input into the product roadmap
- Comprehensive Support & Maintenance**
 - Service Level Agreement (SLA)
 - Unlimited number of support incidents
 - Setup and configuration support
 - Direct contact with the engineers behind the product via the support platform
- Full Online Office Functionality**

The right-hand sidebar of the browser shows a list of shapes: Shape 1 (Shape), Shape 2 (Group object), Shape 3 (Group object), Shape 4 (Group object), and Shape 5 (Group object). Each group object contains a list of shapes, such as Shape 1 (Bézier curve) through Shape 10 (Bézier curve) for Shape 2, and Shape 1 (Bézier curve) through Shape 10 (Bézier curve) for Shape 3.

At the bottom of the browser window, the status bar shows 'Page 1 of 1', 'English (UK)', and 'Edit mode'.

Collabora for Android and iOS

Re-using responsive UI

- Either:
 - Run a WebView component on iOS/Android in your app – and collaborate
- Or
 - A fat-client / off-line app that can host the COOL server locally for editing



Recent Features

Automatic Documents - Scripting

Write a script to:

- Link your parts database to a template
- Produce project reports with charts from time sheets
- Streamline contract and document creation

The screenshot shows a dialog box titled "Properties of 'docStructureChartExampleOriginal'". It has several tabs: "General", "Description" (selected), "Custom Properties", "Font", and "Statistics". The "Description" tab contains a list of fields: Title, Subject, Keywords, Contributor, Coverage, Identifier, Publisher, Relation, Rights, Source, Type, and Comments. Each field has a corresponding text input area. A "Help" button is located at the bottom left of the dialog.

```
1 {
2   "Transforms": {
3     "DocumentProperties": {
4       "Title": "Title TxT",
5       "Subject": "Subject TxT",
6       "Keywords": [ ],
7       "Contributor": ["Contributor1 TxT", "Contributor2 TxT"],
8       "Coverage": "Coverage TxT",
9       "Identifier": "Identifier TxT",
10      "Publisher": ["Publisher TxT", "Publisher2 TxT"],
11      "Relation": ["Relation TxT", "Relation2 TxT"],
12      "Rights": "Rights TxT",
13      "Source": "Source TxT",
14      "Type": "Type TxT"
15      "Description": "Description TxT"
16    }
17  }
18 }
```

The screenshot shows a dialog box titled "Properties of 'temp2'". It has several tabs: "General", "Description" (selected), "Custom Properties", "Font", and "Statistics". The "Description" tab contains a list of fields: Title, Subject, Keywords, Contributor, Coverage, Identifier, Publisher, Relation, Rights, Source, Type, and Comments. Each field has a corresponding text input area. A "Help" button is located at the bottom left of the dialog.

AutoText

Autotext

Choose from a database of text

- eg. Hospital prescriptions
- eg. School report fragments
- eg. Standardised letters

Full power in your browser

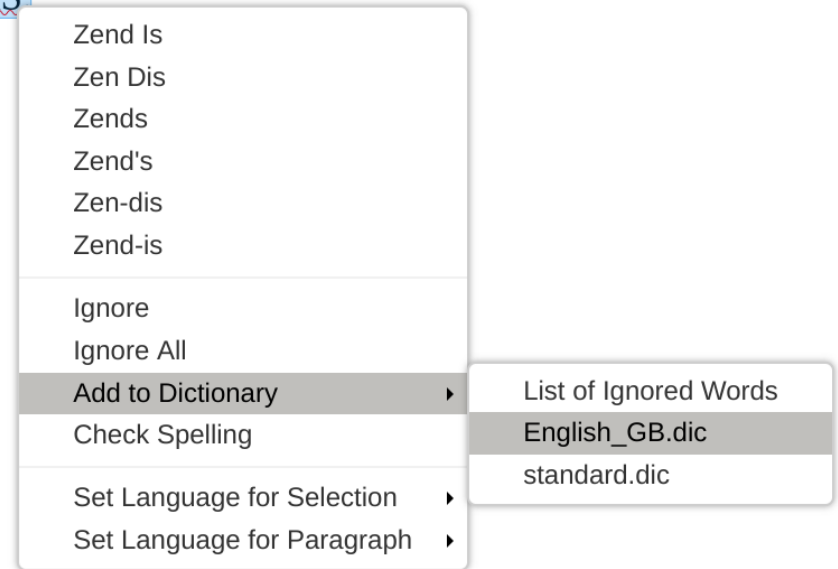
- Graphics
- Tables
- Fields



User Dictionaries

1. Collabora's Commitment to Innovation: Innovation is the lifeblood of Collabora Online. Through continuous research and development, Collabora remains at the forefront of technological advancements, driving forward-thinking solutions that anticipate and address the evolving needs of users and partners such as **ZenDiS**

- Using the same mechanism
- Easy customisation of user dictionaries



Comment Updates

@ users

The image shows a screenshot of a document editor with a recipe titled "Strawberry Vanilla Pancakes". The recipe includes a list of ingredients: 200g self-raising flour, 1 1/2 tsp baking powder, 1tbsp golden caster sugar, 3 large eggs, and 25g melted butter, plus extra for cooking. A comment thread is overlaid on the document, showing a conversation between Richard Brock and Naomi Obbard. Richard Brock asks if the title looks better aligned centrally, and Naomi Obbard replies that she thinks it looks better on the left. The comment thread is highlighted with a purple border.

Recipe

Strawberry Vanilla Pancakes

Ingredients

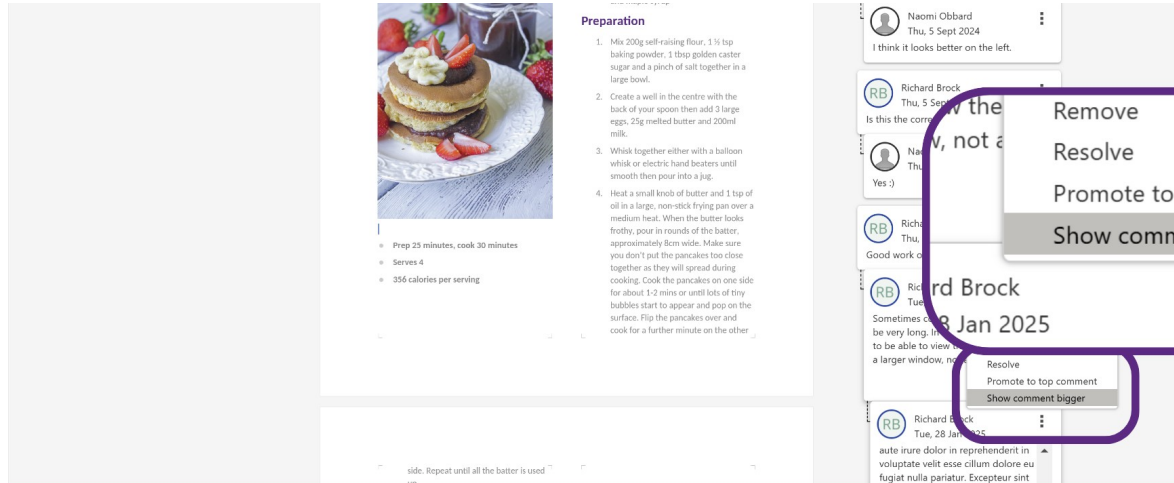
- 200g self-raising flour
- 1 1/2 tsp baking powder
- 1tbsp golden caster sugar
- 3 large eggs
- 25g melted butter, plus extra for cooking

Page 1 of 2 | 256 words, 1,305 characters | Insert




Comment Thread:

- Richard Brock** Thu, 5 Sept 2024
[@Naomi Obbard](#)
Does the title look better aligned centrally?
- Naomi Obbard** Thu, 5 Sept 2024
I think it looks better on the left.
- Richard Brock** Thu, 5 Sept 2024
Is this the correct final quantity?
- Naomi Obbard** Thu, 5 Sept 2024
Yes :)
- Richard Brock** Thu, 5 Sept 2024
Good work on the picture!

Full-width comments



oil in a large, non-stick frying pan over a medium heat. When the butter looks

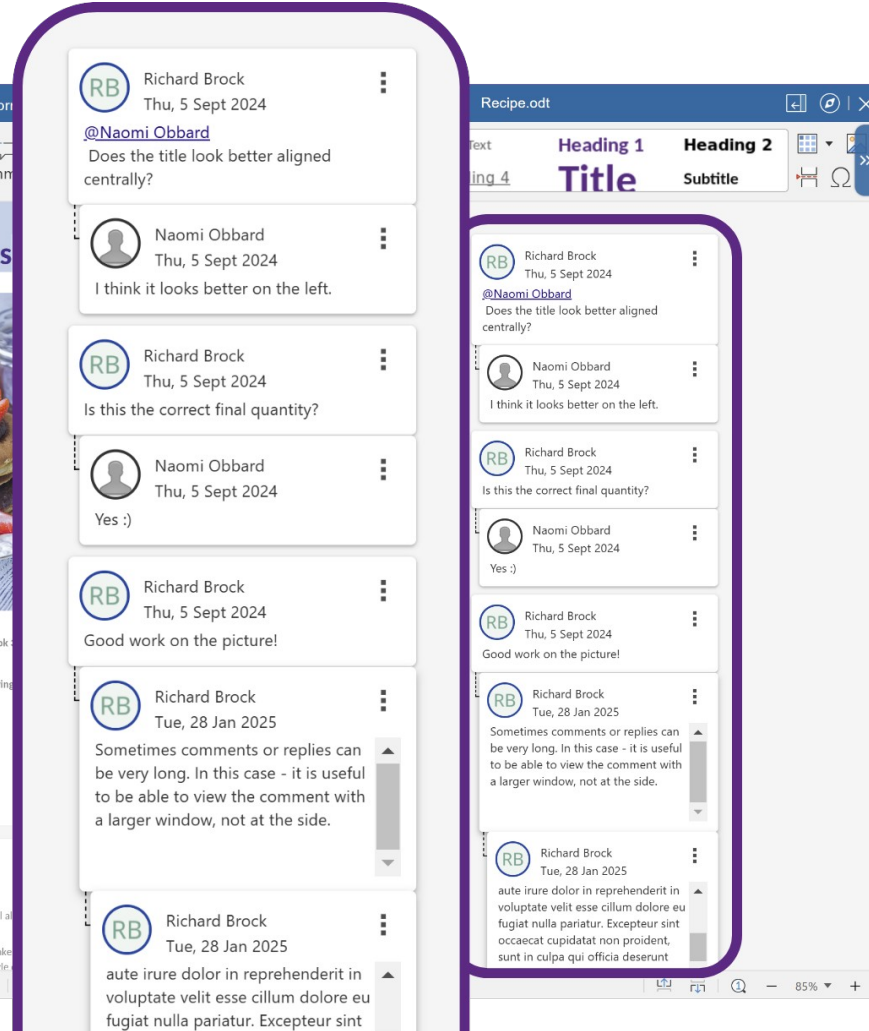
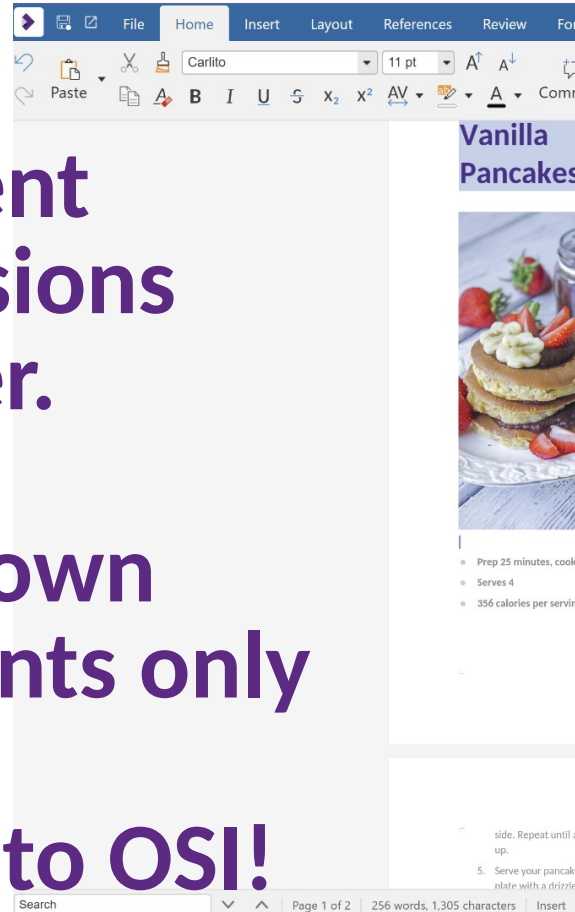
-  Richard Brock
Tue, 28 Jan 2025
Sometimes comments or replies can be very long. In this case - it is useful to be able to view the comment with a larger window, not at the side.
-  Richard Brock
Tue, 28 Jan 2025
Lorem ipsum dolor sit amet, consectetur adipiscing elit, sed do eiusmod tempor incididunt ut labore et dolore magna aliqua. Ut enim ad minim veniam, quis nostrud exercitation ullamco laboris nisi ut aliquip ex ea commodo consequat. Duis aute irure dolor in reprehenderit in voluptate velit esse cillum dolore eu fugiat nulla pariatur. Excepteur sint occaecat cupidatat non proident, sunt in culpa qui officia deserunt mollit anim id est laborum.
-  Richard Brock
Tue, 28 Jan 2025
Magna tincidunt taciti nunc primis suscipit orci blandit donec sociosqu. Bibendum egestas dictum tellus potenti posuere habitasse auctor. Maximus sodales dictumst cras quisque nisi metus curae. Aptent id dapibus fames vel maecenas. Ut himenaeos semper volutpat porttitor cubilia. Eros ut pharetra iaculis nibh, sodales nunc urna. Odio sociosqu quam suspendisse sed proin himenaeos. Natoque a mi ligula luctus vulputate nibh molestie arcu!

Nested Replies

Comment permissions in writer.

Delete own comments only

Thanks to OSI!

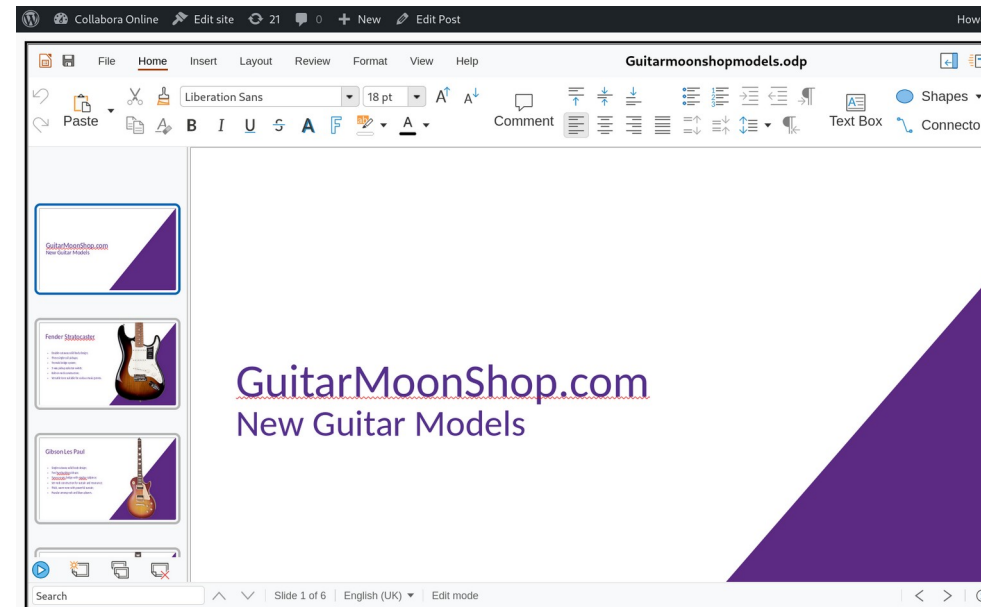
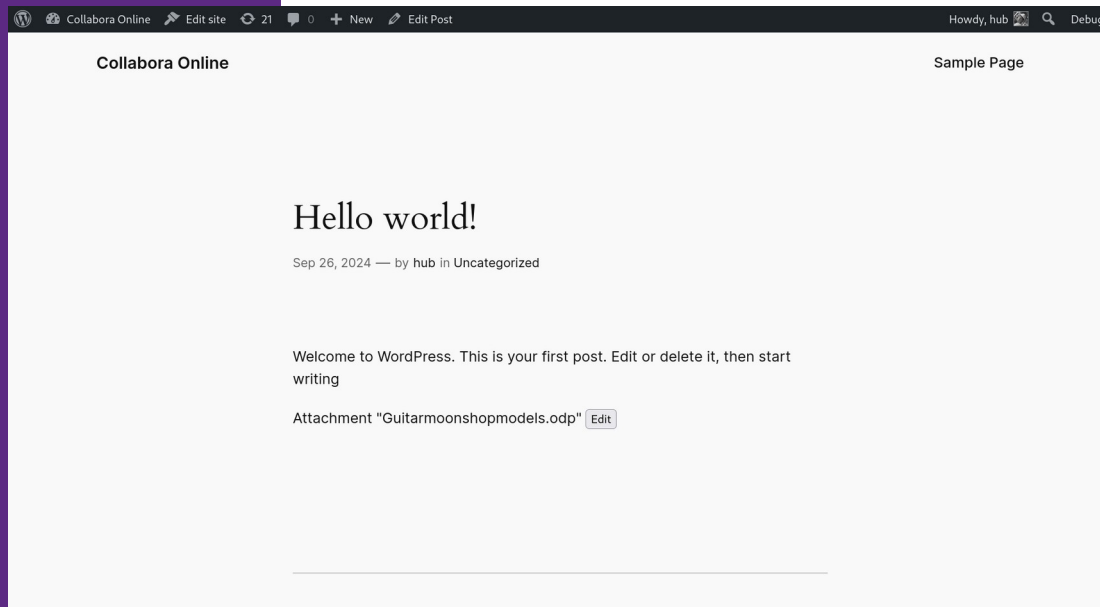


More integrations

Integrating with WordPress

Easy to install WordPress plugins:

- Install plugin: <https://wordpress.org/plugins/collabora-online/>
- Upload document, and add a “block” to your page to collaborate









Drupal integration

Back to site Manage Shortcuts hub Announcements Edit

Content Structure Appearance Extend Configuration People Reports Help

Media name Type Published status Language Filter

- Any - - Any - - Any -

<input type="checkbox"/>	Thumbnail	Media name	Type	Author	Status	Updated	Operations
<input type="checkbox"/>		Sales Projections.ods	Office Document	hub	Published	06/10/2024 - 17:13	<input type="button" value="Edit"/>  View in Collabora Online Edit in Collabora Online Delete
<input type="checkbox"/>		Sample Word Document.docx	Office Document	hub	Published	06/10/2024 - 17:12	<input type="button" value="Edit"/> 
<input type="checkbox"/>		Sample Open Document.odt	Office Document	hub	Published	06/10/2024 - 17:11	<input type="button" value="Edit"/> 

composer require drupal/collabora_online

Back to site Manage Shortcuts hub Announcements

Content Structure Appearance Extend Configuration People Reports Help

Home > Administration > Configuration

Collabora Online configuration ☆

Collabora Online server URL *

https://collabora.example.com:9980/

WOPI host URL. Likely https://<drupal_server> *

https://drupal.example.com:8443

JWT private key ID *

cool

Access Token Expiration (in seconds) *

86400

Disable TLS certificate check for COOL.

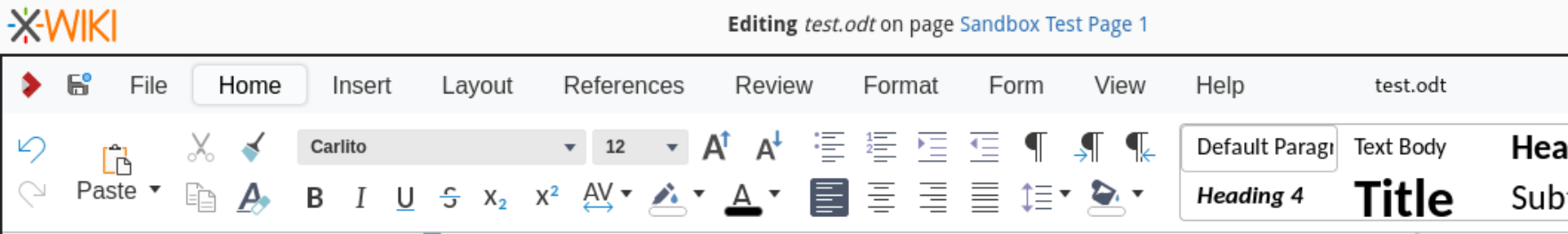
Save configuration

Thanks to:



DIGIT - Director

XWIKI Integration !



Editing *test.odt* on page [Sandbox Test Page 1](#)

File Home Insert Layout References Review Format Form View Help test.odt

Carlito 12 A[↑] A[↓] Default Paragraph Text Body Heading 4 Title

Paste B I U x_2 x^2 AV

2 | 1 | 1 | 2 | 3 | 4 | 5 | 6 | 7 | 8 | 9 | 10 | 11 | 12 | 13 | 14 | 15 | 16 | 17 | 18 | 1

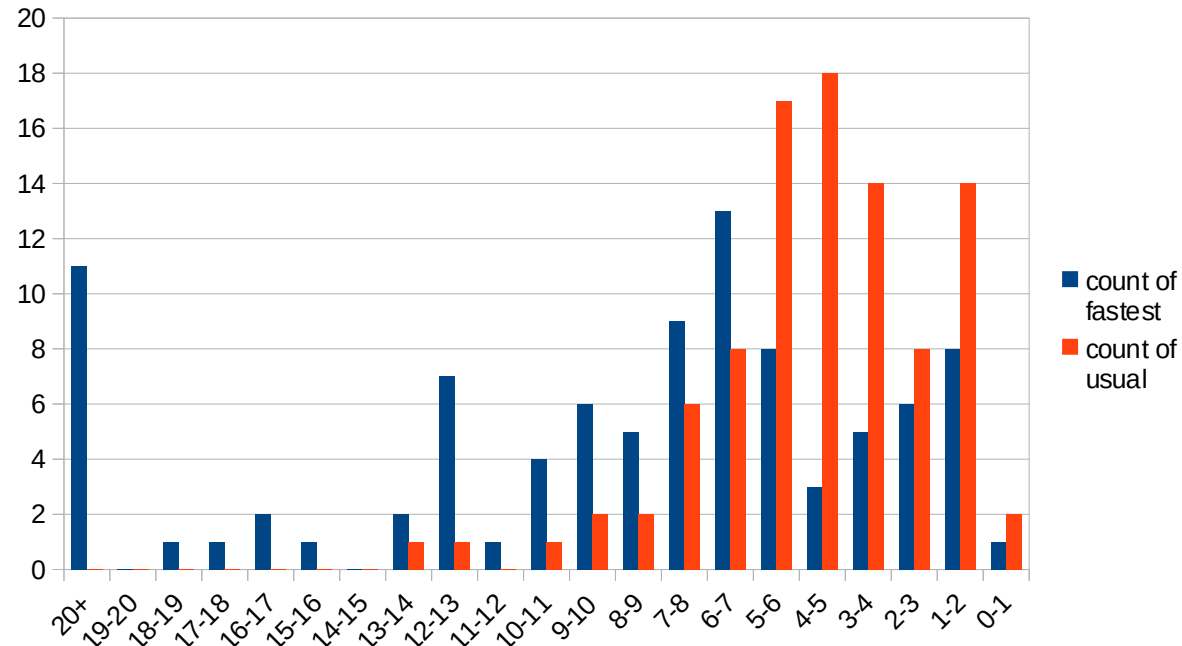
Test document

Collaboratively edit a WIKI page attachment in OpenDocument or DOCX/XLSX/PPTX etc.

UX pieces

UI logging & charting minus telemetry

Command	Total Commands	Undo count
textInput	62765	85
uno .uno:Paste	1158	54
removetextcontext	10535	38
mouse click	14330	20
mouse buttonup	5110	16
uno .uno:Cut		
dialogevent		
mouse buttotdown		
uno .uno:Bold		
uno .uno:Redo		
uno .uno:TableCellBackground		
uno .uno:NumberFormatIncDe		
uno .uno:MoveShapeHandle		
uno .uno:Line		
uno .uno:TransformDialog		
uno .uno>DeleteRows		
uno .uno:DefaultNumbering		
uno .uno:CharBackColor		



Deeper Style Features

adding desktop goodness


Presentations

Present in Window


Presenter Console

The screenshot displays the Collabora Online presentation interface. At the top, a navigation bar includes 'File', 'Home', and 'Insert' menus. Below this is a ribbon with various controls: 'Presentation' (with a dropdown arrow), 'Present in Window', 'Presenter Console', 'Full Screen', 'Reset zoom', 'Zoom Out', 'Zoom In', 'Compact view', 'Ruler', 'Status Bar', 'Collapse Tabs', 'Notes View', and 'Master View'. A slide ruler is visible below the ribbon, showing slide numbers from 1 to 28. The main content area features a large slide with the Collabora Online logo and text. On the left side, there is a vertical sidebar with four buttons: two labeled 'Collabora Office' and two labeled 'Collabora Online'. A purple callout box highlights the 'Present in Window' and 'Presenter Console' buttons in the ribbon.

Presenter Console



- Timer function
- Next slide preview
- Presenter notes
- Overview of all slides



Present in Window



3D Transitions

Slide Transition

- Push
- Split
- Diagonal
- Tiles
- Cube
- Helix
- Fall
- Turn Around
- Turn Down
- Rochade
- 3D Venetian
- Static
- Fine Dissolve
- Ripple
- Newsflash

Modify Transition

Variant: [None]

Duration: 2 sec

Advance Slide

On mouse click

After: 1 sec

Apply Transition to All Slides

Repeat Slideshow


Disabled

After: 0 sec



Collabora
Online

Snap to Align



Custom Object Interactions

The screenshot shows a presentation software interface with a slide titled "3D Transitions.odp". The slide content includes the text "Collabora Online" and two large purple arrows pointing right. A context menu is open over the text, listing options like Cut, Copy, Paste, Delete, Compress..., Position and Size..., Line..., Arrange, Convert, and Interaction... The "Interaction..." option is selected, opening an "INTERACTION" dialog box. This dialog box has a "Help" button and a list of actions under "Action at mouse click:". The "Go to page or object" option is highlighted in blue. A larger, semi-transparent version of this list is shown to the right, with "Go to page or object" also highlighted in blue. The bottom status bar shows "Edit mode", "Last saved: 28 min ago", and a zoom level of "85%".

Format Draw View Help 3D Transitions.odp

To Curve Enter Group Shapes Fontwork
Group Exit Group Text Box Connectors Vertical Text

3 4 5 6 7 8 9 10 11 12 13 14 15 16 17 18 19 20 21 22 23 24 25 26 27 28

INTERACTION

Interaction

Action at mouse click:

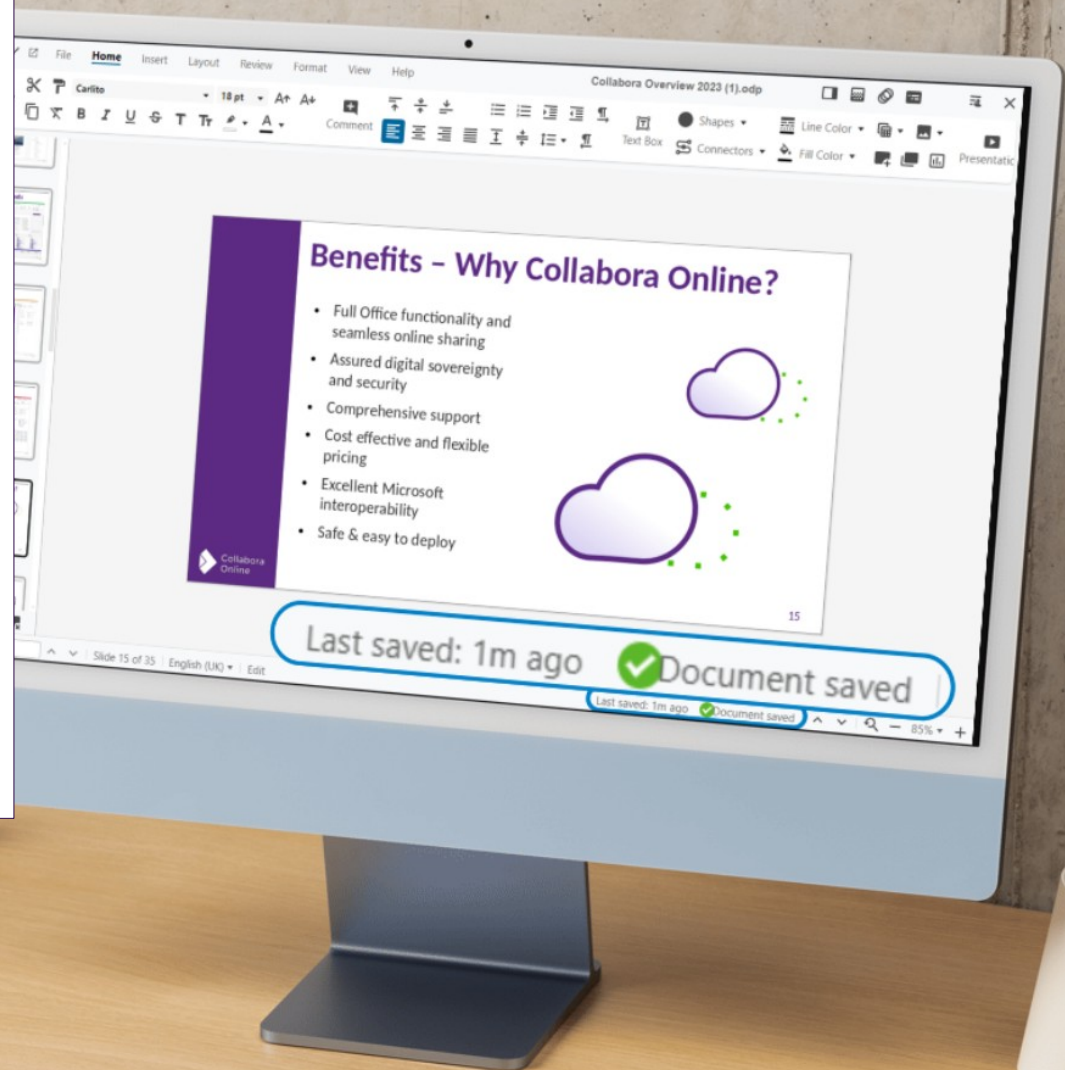
Help

- No action
- No action
- Go to previous slide
- Go to next slide
- Go to first slide
- Go to last slide
- Go to page or object**
- Go to document
- Play audio
- Start object action
- Run program
- Run macro
- Exit presentation

JK) Edit mode Last saved: 28 min ago 85%

Optimisations

- **Faster** loading presentations
 - Up to 16x for 100 slides
- **4K UHD** support
- Present from current slide
- Last saved notification



Security and Administration

Deployment Help for admins

The screenshot shows a Microsoft Word document titled "Inward-Ship-Report (with form controls).doc". The document content includes the New Zealand coat of arms and the title "INWARD REPORT (SHIPS AND BOATS OTHER THAN SMALL CRAFT)". A "Server audit" dialog box is open, displaying the following status items:

- Status**
- No problems with SSL verification detected
- Your server is configured with insufficient hardware resources, which may lead to poor performance. [SDK: hardware-requirements](#)
- The IsAdminUser user property is set by integration
- PostMessage API is initialized

The dialog box also features a "Help" link and an "OK" button. The "Server audit" button in the Word ribbon is circled in purple.

Rootless containers

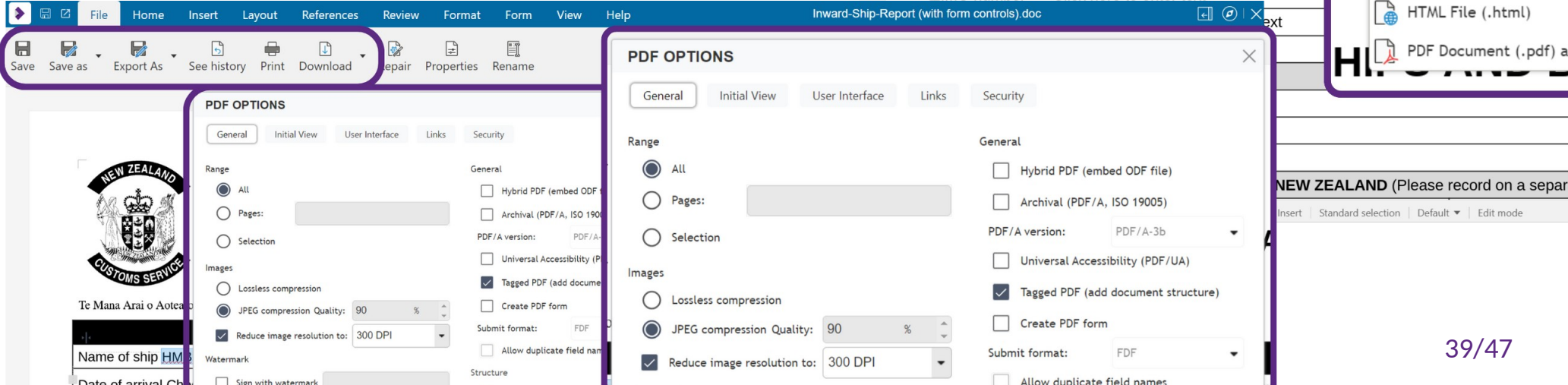
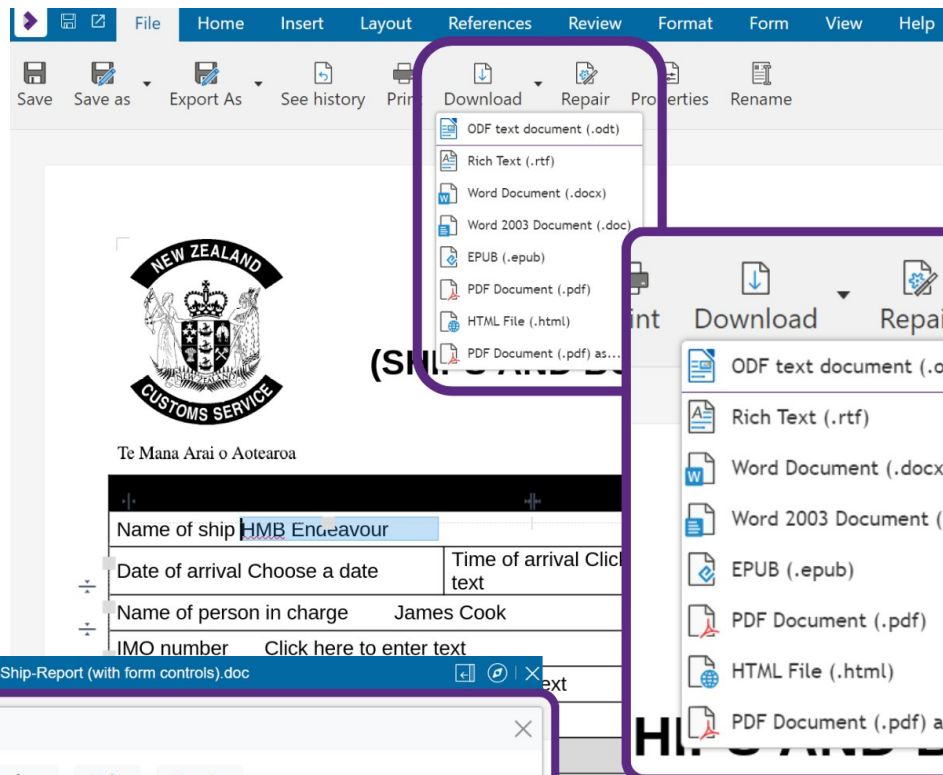
- User running the container has **no special privileges**
- Now achieved with *Linux Namespaces*
- Still often disabled by apparmor / selinux profiles: so we add those too.



Interoperability and Standards

Industry leading export

- Choose your preferred format
- Powerful PDF options
 - Hybrid PDF
 - Tagged PDF
 - PDF 2.0 → hot off the press ...



Interoperability improvements

- New metric compatible fonts
 - Thanks to Google

Proportional

Monospace

foX → fox

Caprasimo 1 style | The DocRepair Project, Phaedra Charles, Flavia Zimbardi

Everyone has the right to freedom of thought, conscience and religion;

Belanosima 3 styles | The DocRepair Project, Santiago Orozco

Everyone has the right to freedom of thought, conscience and religion;

Lugrasimo 1 style | The DocRepair Project, Astigmatic

Everyone has the right to freedom of thought, conscience and religion;

Agdasima 2 styles | The DocRepair Project, Patric King

Everyone has the right to freedom of thought, conscience and religion; this right includes

Lumanosimo 1 style | The DocRepair Project, Eduardo Tunni

Everyone has the right to freedom of thought, conscience and religion;

Lunasima 2 styles | The DocRepair Project, Google

Everyone has the right to freedom of thought, conscience and religion;

Interoperability improvements

- Further compliance with OpenXML - ISO/IEC 29500
- New Excel functions
 - eg. XLOOKUP, XMATCH, RANDARRAY, SEQUENCE...

The screenshot shows an Excel spreadsheet with the following data:

Backlinks	Indexed URLs
30	637
79	
97	
285	
18	
32	
9	
11	
40	
20	

The XLOOKUP function is being used in the 'Indexed URLs' column. The tooltip for the function is shown below:

XLOOKUP(Search criterion, Search Array, Result Array, Result if not found, Match Mode, Search Mode)
The value to be found in the first column.

COOL Contributors & Translators

COOL Contributors

→ Top Contributors

- Parth Raiyani: 18 commits
- Patrick Luby: 13 commits
- Chase Nelson: 6 commits
- Julius Härtl: 4 commits
- Martin Hoffmann: 4 commits
- aarsh21: 4 commits
- Elizabeth Danzberger: 3 commits
- Gabriel Masei: 3 commits
- Maks Wolkowski: 3 commits
- genofire: 3 commits

Also, many more contributors made valuable contributions in online as well as for community IO page:

Antony, Mazin Al Haddad, Michael Weghorn, Navid Sassan, Alex, ArshErgon, Chirag Kumar, CodingwithKetan, Josh, Julius Knorr, Martin Müller, Mazin Alhaddad, Mor1arty, Mowdep, Willy Kloucek, k-dasari

COOL Translators

→ Top Translators

- **Rob Pearson** – 837 strings
- **Aindriú Mac Giolla Eoin** – 731 strings
- **Anish Prabhu (தமிழ்நேரம்)** – 637 strings
- **K.Y.** – 505 strings
- **Rhoslyn Prys** – 419 strings
- **Besnik Bleta** – 342 strings
- **TY Wong** – 318 strings
- **Shavazo** – 287 strings
- **Yaron Shahrabani** – 276 strings
- **Andika Triwidada** – 273 strings

COOL Translators

And a total of 40+ other translators who supported us throughout the year, contributing translations in over 85 languages. Thanks a lot for your valuable contribution !

Milo Ivir, Stanislav Horáček, Sebastiaan Veld, Matthaiks, Martin Srebotnjak 23, Ali, SC, Giovanni Montini, Jeff Huang, Jason Deng, Leif-Jöran Olsson, Seungcheon Seo, ButterflyOfFire, Ettore Atalan, Poe Mon, Mike Kaganski, Cyan Ling, Pedro Silva, Kieli Puoli, Andi Chandler, Adolfo Jayme Barrientos, bittin1ddc447d824349b2, Mike Kaganski, Méven Car, NamelessGO, Alex Abilondo, Dav, D., Alexander Gabilondo, Lily Logua, Meshari Alnaim, Cleverson Cândido, Frank Pearson, Ihor Hordiichuk, PhD. Ayhan YALÇINSOY, Software In Interlingua, 复予 , TUCAOEVER, Oğuz Ersen, Hugo B, Hubert Figuière, Héctor González Escolano, Lily Logua, Gokay Satir, Bernat Romagosa, Tron Lee, Сергій, Miloš Šrámek, shaokuipo, HB9HIL, Artur Yakupov, Zefut, Simon T., Miguel A. Bouzada, Tymofii Lytvynenko, Darshan Upadhyay, Jérôme Herbinet, Sveinn í Felli, Eloy Crespo, CCZ, Adrien N., Skyler, Joan Montané, Francisco Gabriel Chardin, Rizal Muttaqin, iwonder, Sabri Ünal, m4skedbyte, Владимир.

**With thanks to our Partners,
Customers & Community !**



Conclusions: join in !


Try out the latest Collabora Online 24.04.11.x

- Automatic documents – for reports / templating / analysis
- Better interoperability, integrations: WordPress, Drupal, XWIKI
- Slicker UX, easier to deploy right

Still lots of fun to be had: do get involved !

- Lots of easy UX wins and polish to work on: JS, CSS, C++ to taste ...
- Follow our [calc](#) & [writer](#) tracker performance bugs: a profile a week ...
- [Get involved in COOL](#) and [LibreOffice Technology](#)

Remember: Pay for what you use to keep it free :-)



Collabora Online



Oh, that my words were recorded, that they were written on a scroll, that they were inscribed with an iron tool on lead, or engraved in rock for ever! I know that my Redeemer lives, and that in the end he will stand upon the earth. And though this body has been destroyed yet in my flesh I will see God, I myself will see him, with my own eyes - I and not another. How my heart yearns within me. - Job 19: 23-27

Thank you!



@CollaboraOffice
hello@collaboraoffice.com
www.collaboraoffice.com