

Clippy's Funeral: Your Documents Deserve Better

Michael Meeks
CEO – Collabora Productivity

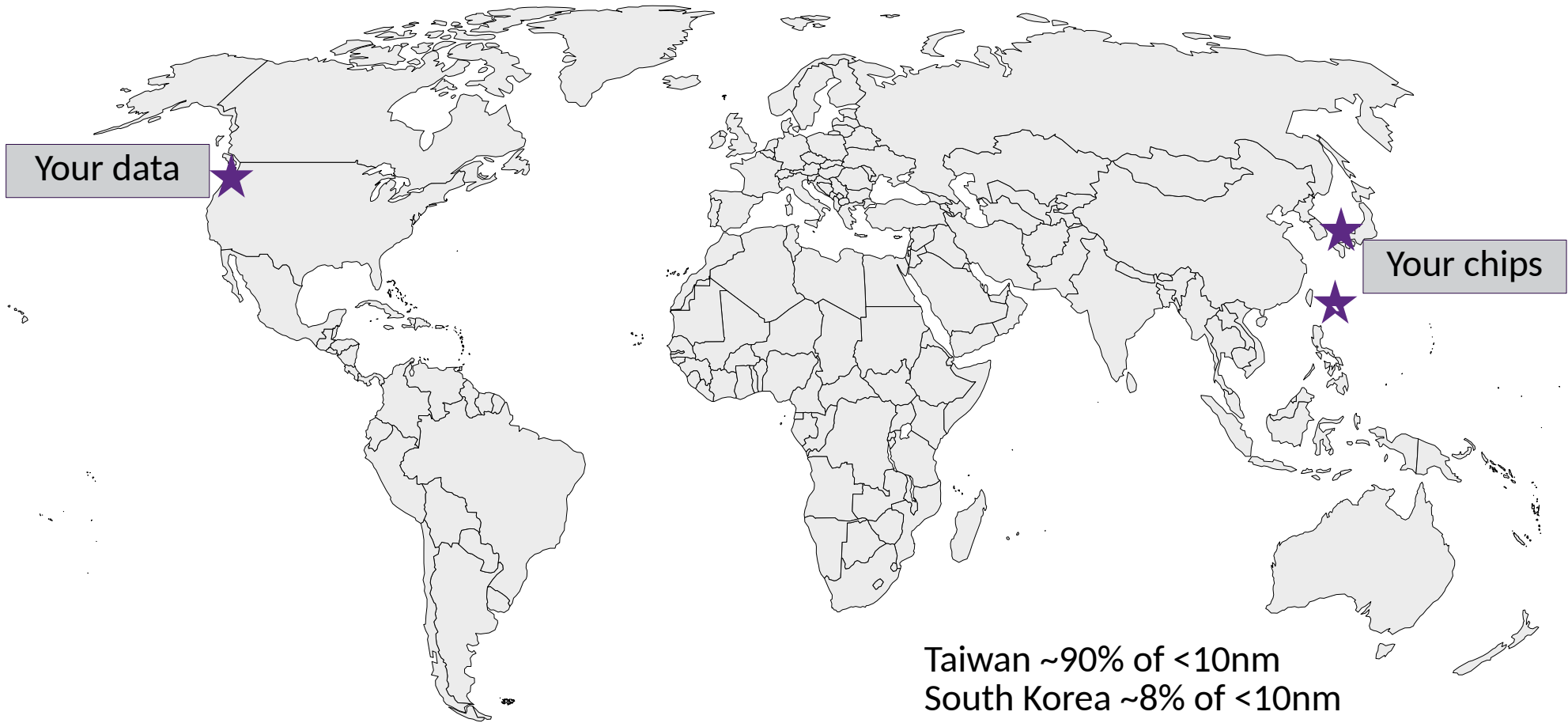


"Stand at the crossroads and look; ask for the ancient paths, ask where the good way is, and walk in it, and you will find rest for your souls..." - Jeremiah 6:16



But first – the blindingly obvious !





Freedom from Big Tech



Digital Sovereignty

The Open Source intuition

- Software is so interesting & somewhat broken ...
 - I shouldn't be excluded from fixing it.

As the world is eaten by software:

- “Right to Repair” – becomes important

I should have full control over my digital destiny:

- **Privacy (GDPR) / robustness**
- **Sovereignty** – Governments suddenly care
- **Innovation** – becomes possible – if economics keeps up
- **Security & autonomy** – stay safe, and don't ask the gatekeeper ...



A different perspective:

Today's Digital Sovereignty framed negatively:

*"The **data-trap is this**: that if you allow another country to gain access to really **critical data about your society**, over time that **will erode your sovereignty** - you no longer have control over that data."*

- Richard Moore (head of MI6) (James Bond's boss)

A different perspective:

Today's Digital Sovereignty framed negatively:

*"The **data-trap is this**: that if you allow another country to gain access to really **critical data about your society**, over time that **will erode your sovereignty** - you no longer have control over that data."*

- Richard Moore (head of MI6) (James Bond's boss)



What about when you get cut off ?

Key differences between Microsoft and Collabora's Offices

Microsoft Office

Two products, one goal

- Desktop MS Office
 - Full functionality
 - Cloud-first Save → OneDrive
 - Cloud autosave by default
- MS Office Online
 - Limited functionality
 - Docs already in MS' cloud.

The screenshot shows a web browser window displaying a support article. The browser's address bar shows the URL 'support.microsoft.com/en-gb/office/word-fe...'. The article title is 'Inserting Objects in your Document'. Below the title is a table comparing features between Word Desktop and Word Web. The table has four columns: Feature, Word Desktop, Word Web, and Notes. The features listed are ActiveX Controls, Cover Page, Embedded Objects, Gif, Emoji, Header/Footer, Hyperlinks, Ink/Draw, Insert video or audio file, List (Numbering and Bullets), Macros, and Models, Smart-Art, and Charts. A feedback prompt at the bottom asks 'Was this information helpful?' with 'Yes' and 'No' buttons.

| Feature | Word Desktop | Word Web | Notes |
|-------------------------------|--------------|----------|--|
| ActiveX Controls | ✓ | | Add interactive elements to your documents with ease. With custom forms, buttons, and more, you can enhance the functionality of your document. |
| Cover Page | ✓ | | |
| Embedded Objects | ✓ | | Depending on the version of Word you're using, you can insert a variety of objects (such as PDF files, Excel charts or worksheets, or PowerPoint presentations) into a Word document by embedding them. Learn more here. |
| Gif, Emoji | ✓ | Emoji | |
| Header/Footer | ✓ | ✓ | Add headers and footers to your Word documents. |
| Hyperlinks | ✓ | ✓ | |
| Ink/Draw | ✓ | ✓ | |
| Insert video or audio file | ✓ | Video | |
| List (Numbering and Bullets) | ✓ | ✓ | Use numbered and bulleted list to organize and present information in a clear and concise way. |
| Macros | ✓ | | Use Word to automate frequently used tasks by creating and running macros. |
| Models, Smart-Art, and Charts | ✓ | | |

Was this information helpful?

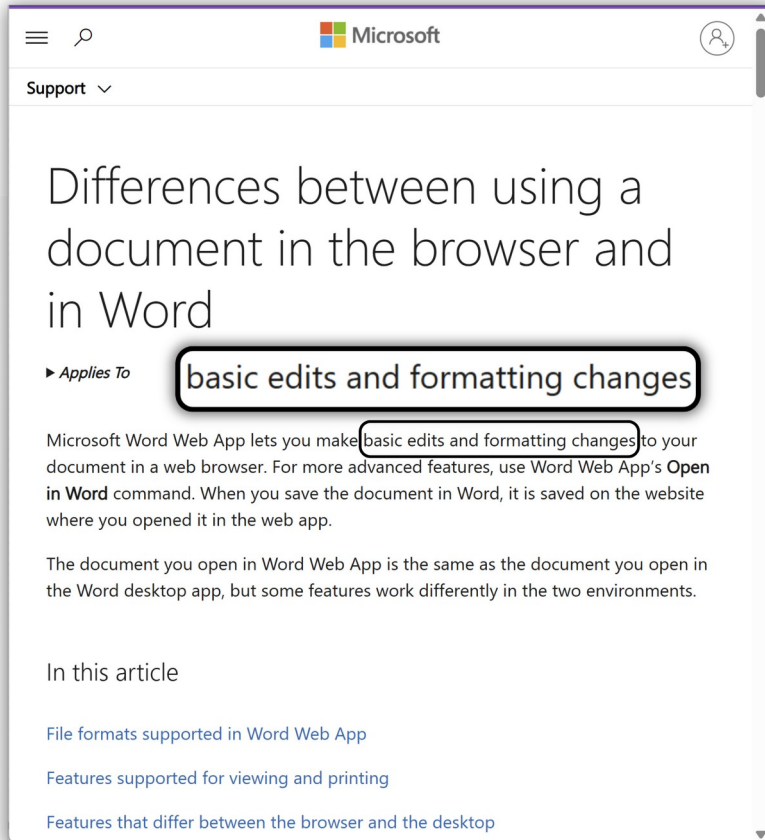
Microsoft Office

- Different capabilities
- Compatibility issues
- Users switching between environments
- Reduced consistency

The screenshot shows a web browser window displaying a Microsoft support article. The browser's address bar shows the URL 'support.microsoft.com/en-gb/office/word-fe...'. The article title is 'Inserting Objects in your Document'. Below the title is a table comparing features between Word Desktop and Word Web. The table has four columns: Feature, Word Desktop, Word Web, and Notes. The features listed are ActiveX Controls, Cover Page, Embedded Objects, Gif, Emoji, Header/Footer, Hyperlinks, Ink/Draw, Insert video or audio file, List (Numbering and Bullets), Macros, and Models, Smart-Art, and Charts. A feedback prompt at the bottom asks 'Was this information helpful?' with 'Yes' and 'No' buttons.

| Feature | Word Desktop | Word Web | Notes |
|-------------------------------|--------------|----------|--|
| ActiveX Controls | ✓ | | Add interactive elements to your documents with ease. With custom forms, buttons, and more, you can enhance the functionality of your document. |
| Cover Page | ✓ | | |
| Embedded Objects | ✓ | | Depending on the version of Word you're using, you can insert a variety of objects (such as PDF files, Excel charts or worksheets, or PowerPoint presentations) into a Word document by embedding them. Learn more here. |
| Gif, Emoji | ✓ | Emoji | |
| Header/Footer | ✓ | ✓ | Add headers and footers to your Word documents. |
| Hyperlinks | ✓ | ✓ | |
| Ink/Draw | ✓ | ✓ | |
| Insert video or audio file | ✓ | Video | |
| List (Numbering and Bullets) | ✓ | ✓ | Use numbered and bulleted list to organize and present information in a clear and concise way. |
| Macros | ✓ | | Use Word to automate frequently used tasks by creating and running macros. |
| Models, Smart-Art, and Charts | ✓ | | |

Online vs Desktop



Microsoft Support article titled "Differences between using a document in the browser and in Word". The article discusses the Microsoft Word Web App and its capabilities compared to the desktop version. Key points include that basic edits and formatting changes are supported in the browser, but more advanced features require the desktop app. The article also lists supported file formats and features that differ between the browser and desktop environments.

Differences between using a document in the browser and in Word

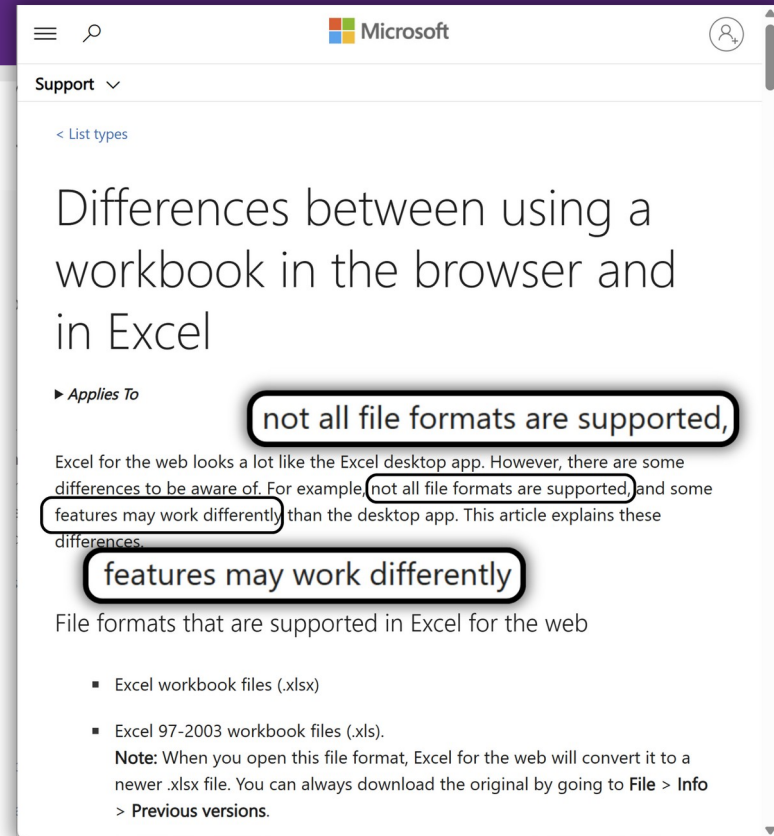
► *Applies To* **basic edits and formatting changes**

Microsoft Word Web App lets you make **basic edits and formatting changes** to your document in a web browser. For more advanced features, use Word Web App's **Open in Word** command. When you save the document in Word, it is saved on the website where you opened it in the web app.

The document you open in Word Web App is the same as the document you open in the Word desktop app, but some features work differently in the two environments.

In this article

- [File formats supported in Word Web App](#)
- [Features supported for viewing and printing](#)
- [Features that differ between the browser and the desktop](#)



Microsoft Support article titled "Differences between using a workbook in the browser and in Excel". The article discusses the Excel for the web app and its capabilities compared to the desktop version. Key points include that not all file formats are supported in the browser, and some features may work differently. The article also lists supported file formats and provides a note about converting older file formats to newer ones.

Differences between using a workbook in the browser and in Excel

► *Applies To* **not all file formats are supported,**

Excel for the web looks a lot like the Excel desktop app. However, there are some differences to be aware of. For example, **not all file formats are supported**, and some features may work differently than the desktop app. This article explains these differences.

features may work differently

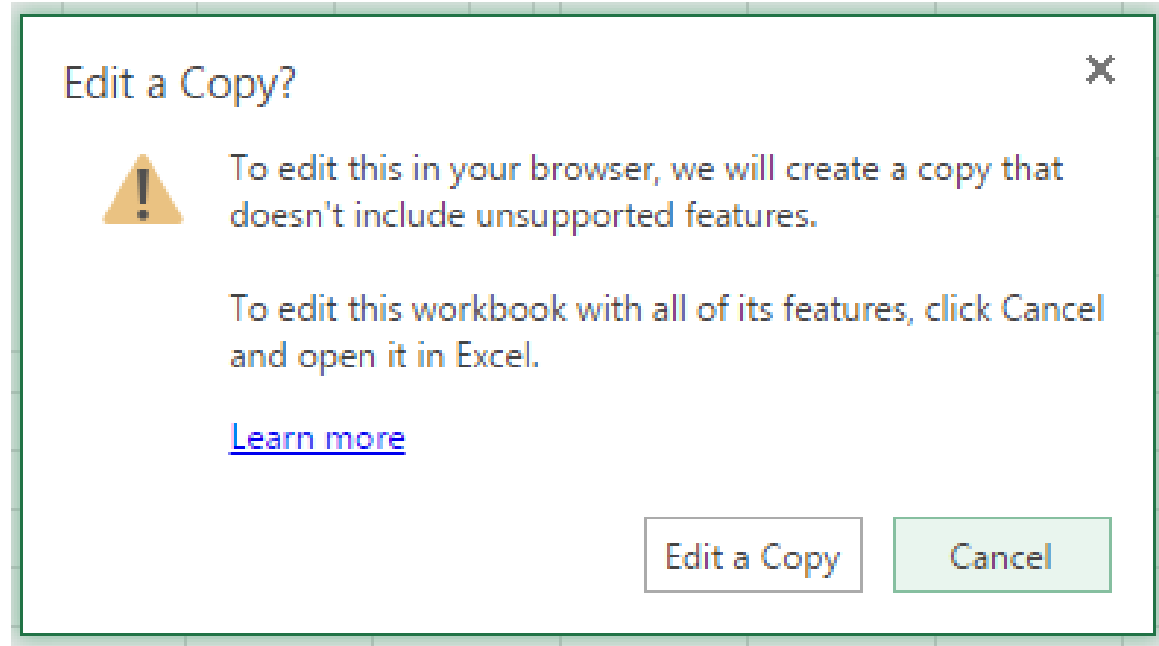
File formats that are supported in Excel for the web

- Excel workbook files (.xlsx)
- Excel 97-2003 workbook files (.xls).

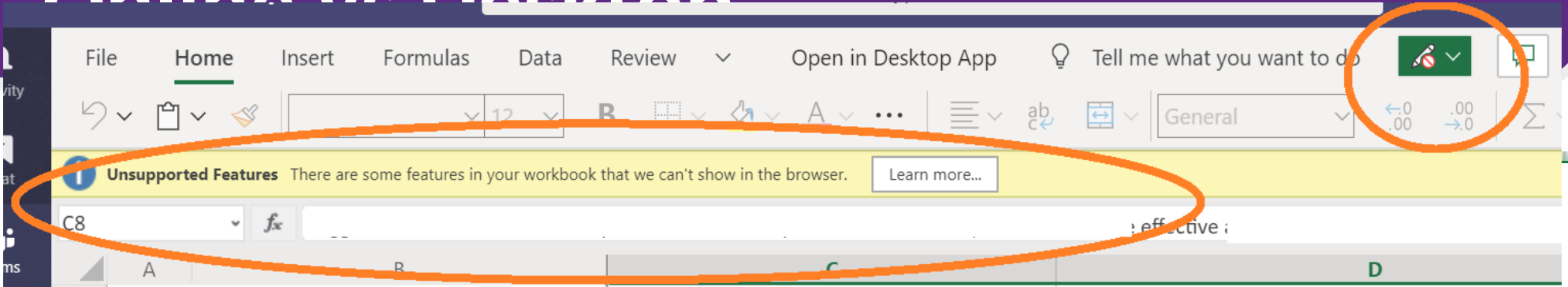
Note: When you open this file format, Excel for the web will convert it to a newer .xlsx file. You can always download the original by going to **File > Info > Previous versions**.

Online vs Desktop

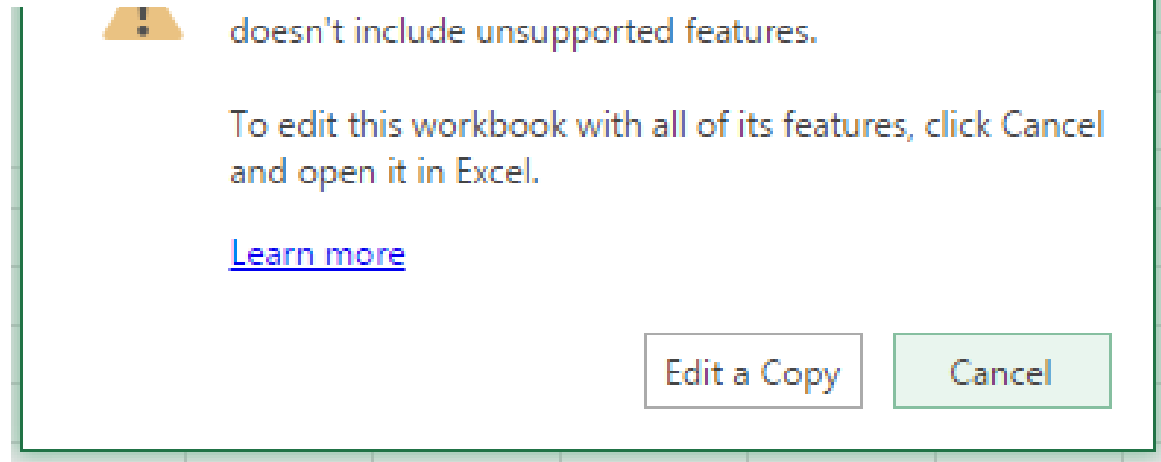
- Different capabilities
- Compatibility issues
- Users switching between environments
- Reduced consistency



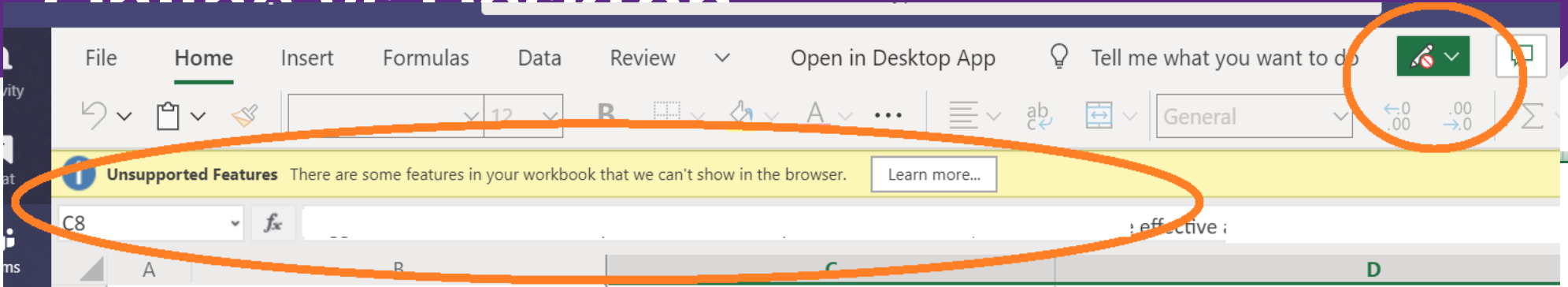
Online vs Desktop



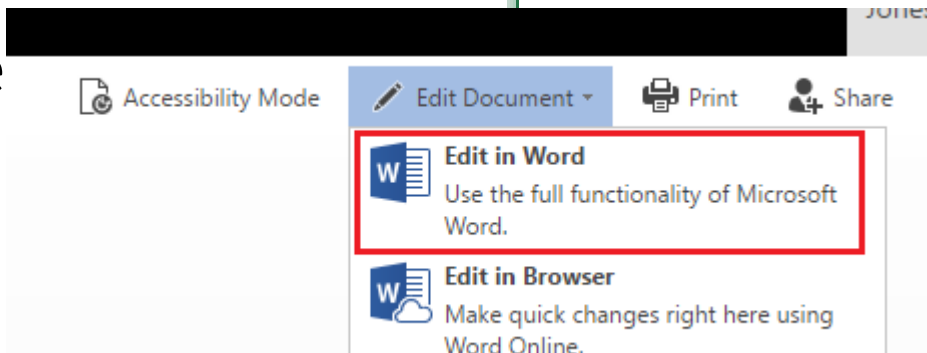
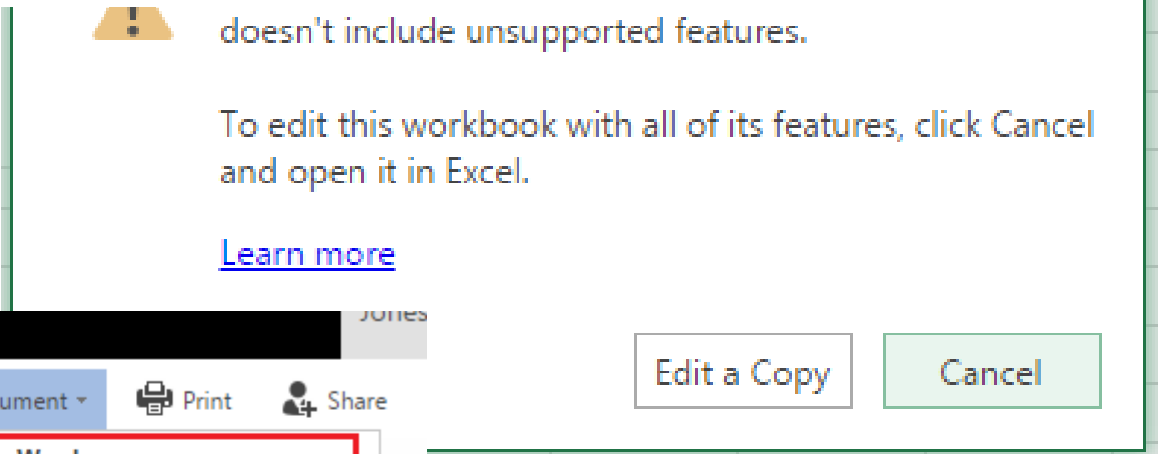
- Compatibility issues
- Users switching between environments
- Reduced consistency



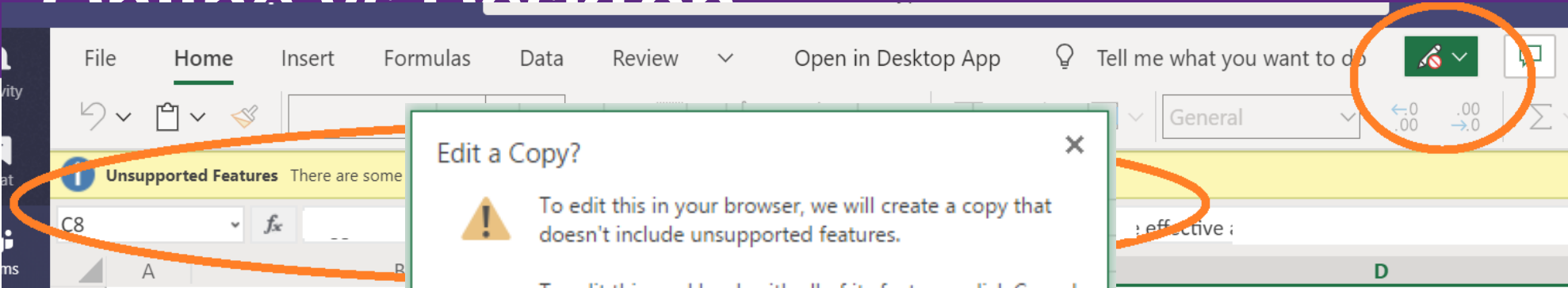
Online vs Desktop



- Compatibility issues
- Users switching between environments
- Reduce

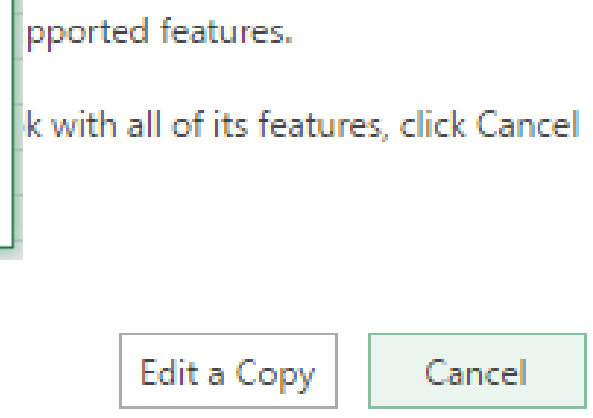
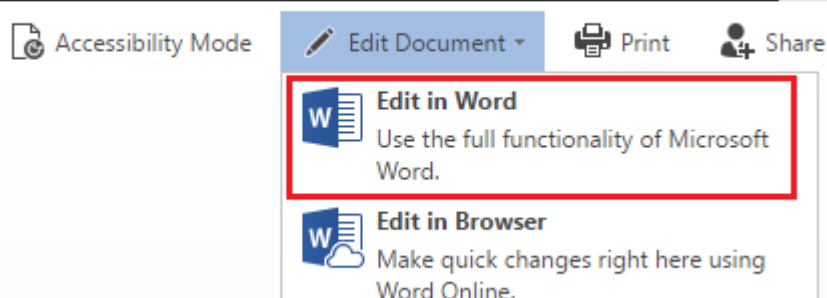


Online vs Desktop



- Compatibility
- Users switch between environments


- Reduce



Online vs Desktop


- Compatibility
- Users switch between environments
- Reduce

Microsoft Word Online

 Sorry, Word Online can't open this document because it's too big.

Tell us about this problem to help us fix it.
[Give feedback to Microsoft](#)


Session ID: 9b5be095-bcc2-497b-984a-9b5d885174ee

 Edit a Copy

To edit this workbook with all of its features, click Cancel and open it in Excel.


[Learn more](#)


What do you want to do?



General

Accessibility Mode

 **Edit in Word**
Use the full functionality of Microsoft Word.

 **Edit in Browser**
Make quick changes right here using Word Online.

Unsupported features.

To edit this workbook with all of its features, click Cancel

Microsoft Word Online



Sorry, Word Online can't open this document for editing because it has document protection enabled for one or more sections. To edit this document, please open it in Microsoft Word.

Tell us about this problem to help us fix it.

[Give feedback to Microsoft](#)

Session ID: 735838fd-b0c7-4534-8d07-84df8f1158b9

Edit in Word

Open in Reading View

Microsoft Word Online

Sorry, Word Online can't open this document because it's too big.

Tell us about this problem to help us fix it.

[Give feedback to Microsoft](#)

Session ID: 9b5be095-bcc2-497b-984a-9b5d865174ee

Edit in Word

Open in Reading View

Can't Open the Workbook



Sorry, we can't open your workbook in Excel Online because it exceeds the 5 MB file size limit.

You'll need to open this in Excel.

[Learn more](#)

Open in Excel

Cancel

...is workbook with all of its features, click Cancel and open it in Excel.

[Learn more](#)

Edit a Copy

Cancel

...supported features.

...k with all of its features, click Cancel

Edit a Copy

Cancel



Edit in Word

Use the full functionality of Microsoft Word.



Edit in Browser

Make quick changes right here using Word Online.

Microsoft Word Online



Sorry, Word Online can't open this document for editing because it has document protection enabled for one or more sections. To edit this document, please open it in Microsoft Word.

Tell us about this problem to help us fix it.

[Give feedback to Microsoft](#)

Session ID: 735838fd-b0c7-4534-8d07-84df8f1158b9

Edit in Word

Open in Reading View

Microsoft Word Online

Sorry, Word Online can't open this document because it's too big.

Tell us about this problem to help us fix it.

[Give feedback to Microsoft](#)

Session ID: 9b5be095-bcc2-497b-984a-9b5d8f1158b9

Edit in Word

Microsoft Word Online



Sorry, Word Online ran into a problem while opening this document. To view this document, please open it in Microsoft Word.

Session ID: bd60564a-5cbb-4d12-82b3-2496bf8eba30

Edit in Word

Couldn't Open the Workbook



Sorry, we can't open your workbook in Excel Online because it exceeds the 5 MB file size limit.

You'll need to open this in Excel.

[Learn more](#)

Open in Excel

Cancel

View this workbook with all of its features

and open it in Excel.

[Learn more](#)

Edit a Copy

View this workbook with all of its features, click Cancel

Compatibility Report



We can't show these features in the browser:

- Shapes or other objects
- SmartArt (process, hierarchy, cycle and relationship diagrams)

But you can see all the content in this workbook by opening the file in Excel.

[Learn more](#)

OK

Edit in Word


Use the full functionality of Microsoft Word.

Edit in Browser


Make quick changes right here using Word Online.

The End Result?

Optimised for Desktop

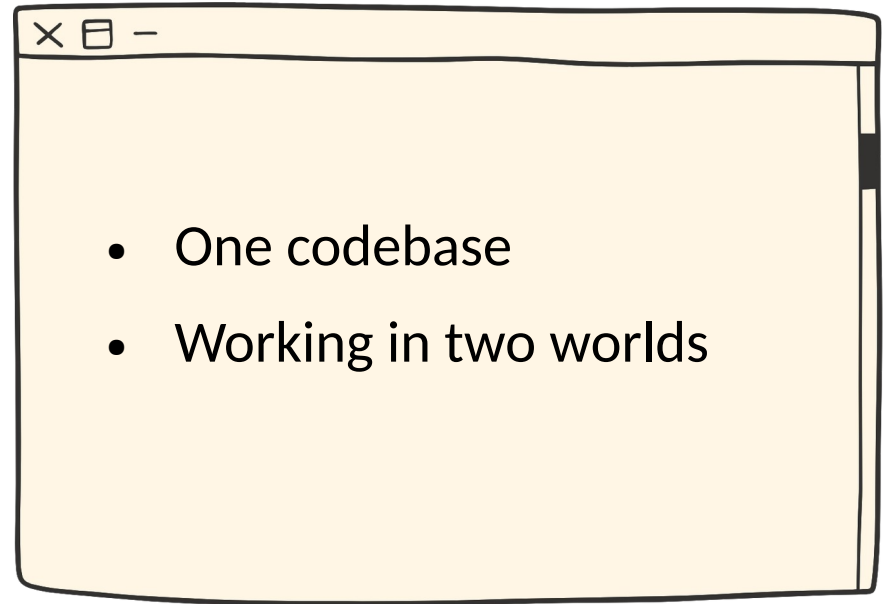
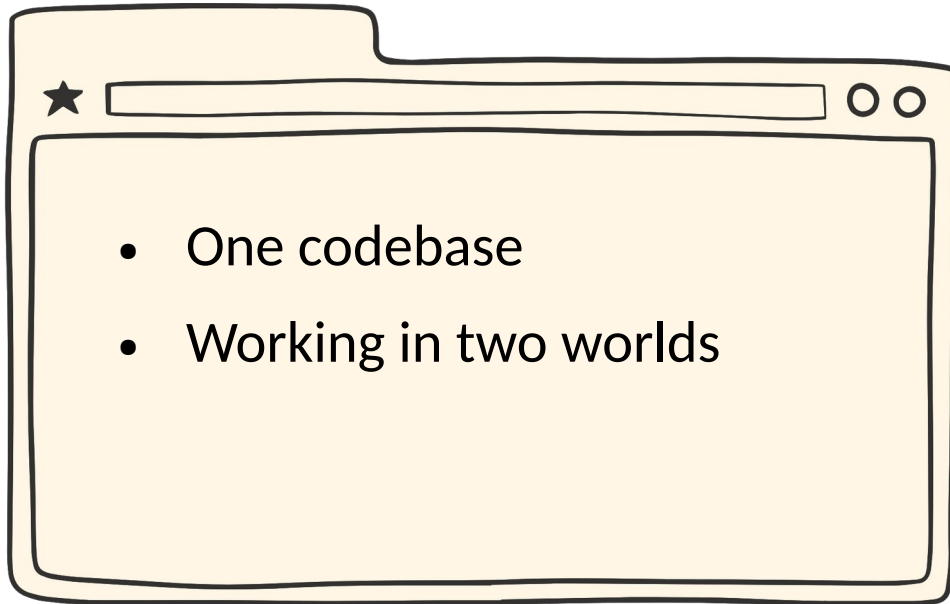


Optimised for Browser



Collabora's Approach?

Collabora's Approach?



100% of our code is Open Source (of course)

Collabora's Approach?

The image illustrates the seamless UI switch from a browser to a desktop application. Both windows display the same data visualization interface, which includes a menu bar, a toolbar, a data table, and several charts. A large black arrow points from the browser window to the desktop application window, indicating the transition. The interface includes a menu bar (File, Home, Insert, Page Layout, Formulas, Data, Review, Format, View, Help), a toolbar with various icons, and a data table with columns for NBN Atlas record ID, Licence, Rights holder, Colour Scale 1, Colour Scale 2, Data Bar 1, Data Bar 2, and Sparkline. The charts include a bar chart titled 'Localities with Over 100 Signings 2020-2025', a line chart titled 'Beaver Signings By Latitude 2020-2025', and an expanded line chart titled 'Beaver Signings By Latitude 2020-2025 (Latitude 55.8 - 56.8 Expanded)'. The desktop application window also shows a pivot table at the bottom.

Seamless UI switch from browser to your desktop with Collabora Online

The Apps

Writer

- Text documents

Calc

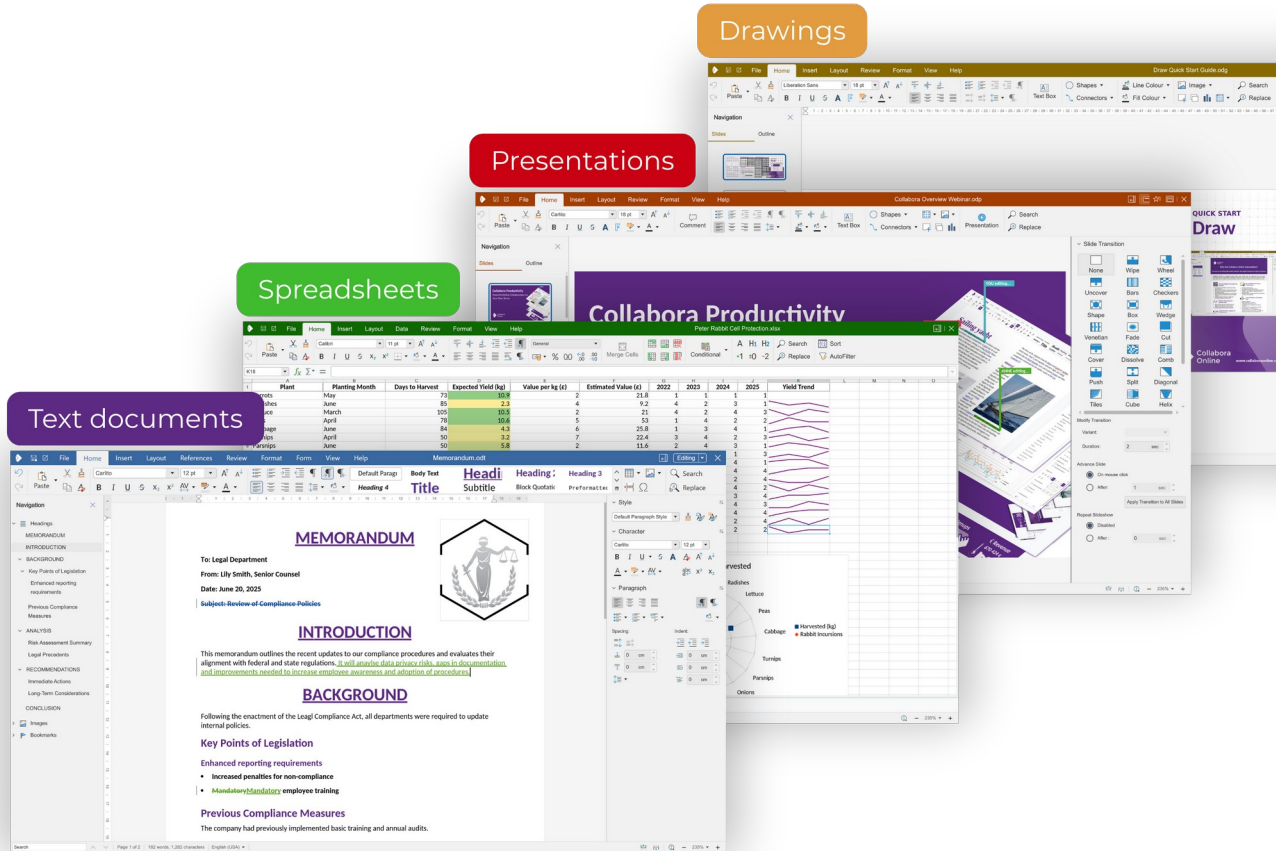
- Spreadsheets

Impress

- Presentations

Draw

- Drawings



Navigation

Search...

Outline Results

Headings

- 1 Introduction: Why Beavers and Editors? 3
- 2 Dams as Natural Version Control 3
- 3 Beaver vs Document Editor Table 4
- 4 Chewing Through Branches: Conflict Resolution 5
- 5 Waterproof Collaboration: Multi-Tenant Lodges 5
- 6 Beaver vs Document Editor Chart 6
- 7 Security by Nature: Teeth, Trees, and TLS 6
- 8 Conclusion: Open Source Rivers Run Free 7

1 Introduction: Why Beavers and Editors?

2 Dams as Natural Version Control

1 Introduction: Why Beavers and Editors?

1.1 Shared Habitats, Shared Documents

Beavers live communally, sharing rivers and lodges to achieve more than one individual ever could. Likewise, Collabora Online thrives where many users enter the same digital habitat — a browser window — to collaborate on a single document. Nulla labor solitaria: each keystroke ripples outward like concentric waves in a pond.

1.2 Lodges and Log-ins

A beaver lodge has multiple entrances — some visible, some hidden under water. Document editors mirror this with secure authentication, offering entry only to those with the right keys. Ubi sign-in est, ibi habitat. With thoughtful UI/UX design, the entrance is not only safe, but also welcoming: users glide in, just as beavers

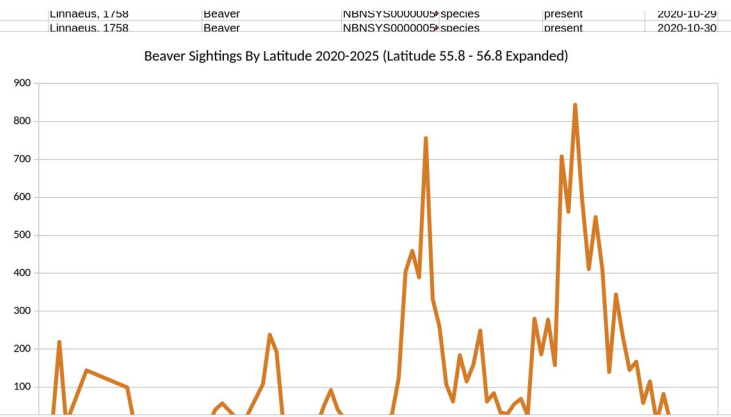
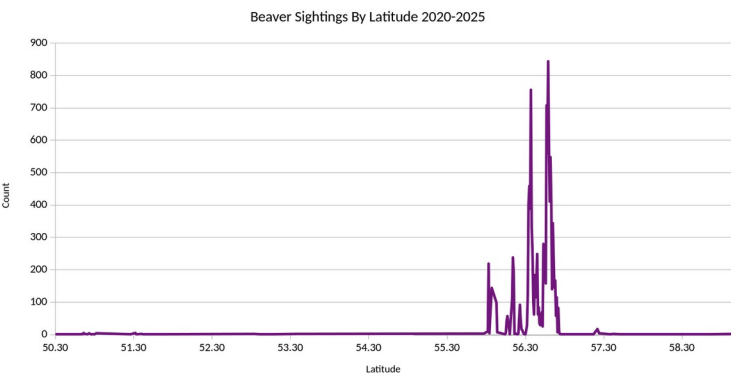
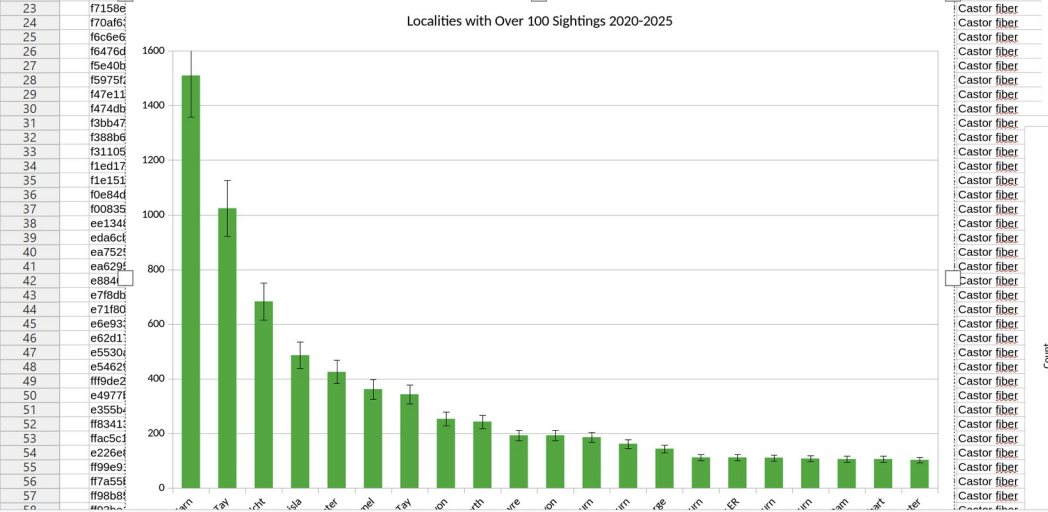


Clipboard: Paste, Copy, Cut, Undo, Redo
 Font: Liberation Sans, Bold, Italic, Underline, Text Color, Background Color, Paragraph Style
 Alignment: Center, Left, Right, Justify, Merge & Center
 Number: 0.00, 0.00, 0.00
 Cells: Grid, Rows, Columns
 Style: Conditional, Font Color, Size, Weight, Bold, Italic, Underline
 Search, Replace, AutoFilter, Sort

J1 fx Σ =

1
 2 **NBN Trust 2025. The National Biodiversity Network (NBN) Atlas.** <https://nbnatlas.org/>
 3 **NBN Atlas occurrence download at <https://nbnatlas.org> accessed on 23rd October 2025**
 4 **Records provided by Argyll Biological Records Centre, Bat Conservation Trust, British Dragonfly Society Recording Scheme, Centre for Environmental Data and Recording, Cofnod - North Wales Environmental Information Service, Environment Agency, Gloucestershire Centre for Environmental Records, Highland Biological Recording Group, Mammal Society, Merseyside BioBank, National Trust, National Trust for Scotland, Natural England, Natural History Museum, London, Natural Resources Wales, NatureScot, Orkney Wildlife Recording Group, Outer Hebrides Biological Recording, Royal Horticultural Society, Scottish Beavers, Scottish Wildlife Trust, Sussex Biodiversity Record Centre, The Wildlife Information Centre, accessed through the NBN Atlas website**

| NBN Atlas record ID | Licence | Rightsholder | Example Data Colour Scale 1 | Example Data Colour Scale 2 | Example Data Data Bar 3 | Example Data Data Bar 4 | Scientific name |
|---------------------------------------|---------|---------------------|-----------------------------|-----------------------------|-------------------------|-------------------------|-----------------|
| ee3f26d5-3285-48c6-8461-60964290546a | CC-BY | The Mammal Society | 64.82 | 93.36 | 17.50 | 16.83 | Castor fiber |
| f881c67b-f896-4dda-913e-90d55876796d | OGL | NatureScot | 45.73 | 56.64 | 34.38 | 40.71 | Castor fiber |
| 9f439e22-efce-4214-adf8-0b1ee16679f0 | OGL | NatureScot | 84.66 | 66.33 | 56.08 | 70.50 | Castor fiber |
| 9d263a2d-0ee8-4ca0-9d9f-54fed0db8cb5 | CC-BY | Highland Biological | 38.42 | 51.20 | 72.64 | 11.60 | Elasmucha grise |
| 8a3bf7db-a5a0-466f-80b4-71b0788cc59c | OGL | NatureScot | 35.29 | 22.39 | 42.79 | 97.56 | Castor fiber |
| 7f0da75a5-8abb-4ecf-a234-cc89e6de54fd | OGL | NatureScot | 81.58 | 71.88 | 7.49 | 21.17 | Castor fiber |
| 67e07086-4c4d-4f52-9433-7d6a31857aef | CC-BY | Highland Biological | 98.73 | 7.49 | 16.73 | 79.28 | Hydrellum scrot |
| ffbdbd2b-962f-4720-9f06-ccfaa1f641c1 | OGL | NatureScot | 23.70 | 70.40 | 51.94 | 80.19 | Castor fiber |
| ff541af1-bfa0-448b-a463-e998fa082dec | OGL | NatureScot | 96.43 | 89.13 | 65.80 | 22.67 | Castor fiber |
| fe034c56-f4da-418c-8bb9-ca15de8e38fc | OGL | NatureScot | 42.86 | 98.09 | 52.15 | 19.92 | Castor fiber |
| f024d63-eb7a-44dc-a591-4ec547696470 | OGL | NatureScot | 62.84 | 40.92 | 17.13 | 1.38 | Castor fiber |
| fc161a1b-87a1-4f0a-a460-322196504b4 | OGL | NatureScot | 35.90 | 92.63 | 26.12 | 57.83 | Castor fiber |
| f6202947-a9f9-43d8-a91f-67366253567f | OGL | NatureScot | 76.26 | 69.84 | 44.45 | 12.30 | Castor fiber |
| f81e978-207f-4185-97ca-61f5d31825a | OGL | NatureScot | 8.96 | 68.38 | 15.93 | 44.07 | Castor fiber |
| f8041be-0f58-4d6b-8738-51c5fa116ac1 | OGL | NatureScot | 92.20 | 47.87 | 1.12 | 62.84 | Castor fiber |
| f87bc131-04d9-4165-9a0d-47d85b0ebf43 | OGL | NatureScot | 95.76 | 80.86 | 20.95 | 83.72 | Castor fiber |
| f789f144-4a68-b74f-6190048c673a | OGL | NatureScot | 95.76 | 95.54 | 23.71 | 24.11 | Castor fiber |



| Start date month | Start date year | Locality | Count |
|------------------|-----------------|------------------------|-------|
| 23 | 4 | 2020 | N |
| 19 | 9 | 2020 Muckle Burn | N |
| 19 | 9 | 2020 Muckle Burn | N |
| 20 | 9 | 2020 Strathfarrar | N |
| 19 | 9 | 2020 Muckle Burn | N |
| 19 | 9 | 2020 Muckle Burn | N |
| 4 | 9 | 2020 Abernethy Forest | N |
| 30 | 10 | 2020 Pow burn | N |
| 30 | 10 | 2020 Cowgask burn | N |
| 27 | 10 | 2020 East mills garden | N |
| 28 | 10 | 2020 Monk myre | N |
| 30 | 10 | 2020 Pow inch | N |
| 29 | 10 | 2020 Almond | N |
| 29 | 10 | 2020 Lochlands | N |
| 29 | 10 | 2020 Almond | N |
| 29 | 10 | 2020 Lochlands | N |
| 30 | 10 | 2020 Cowgask | N |
| 28 | 10 | 2020 Monk myre | N |
| 29 | 10 | 2020 Almond | N |
| 29 | 10 | 2020 Lochlands | N |
| 29 | 10 | 2020 Pow inch | N |
| 30 | 10 | 2020 Quarter bank | N |
| 29 | 10 | 2020 Almond | N |
| 30 | 10 | 2020 Cowgask | N |
| 29 | 10 | 2020 Almond | N |
| 29 | 10 | 2020 Pow | N |
| 30 | 10 | 2020 Cowgask burn | N |
| 30 | 10 | 2020 Pow inch | N |
| 29 | 10 | 2020 Lochlands | N |
| 27 | 10 | 2020 East mills garden | N |
| 28 | 10 | 2020 Monk myre | N |
| 29 | 10 | 2020 Quarter bank | N |
| 30 | 10 | 2020 Quarter bank | N |
| 27 | 10 | 2020 Braan | N |
| 28 | 10 | 2020 Monk myre | N |
| 30 | 10 | 2020 Pow inch | N |
| 30 | 10 | 2020 Pow | N |
| 2 | 11 | 2020 Tay | N |
| 29 | 10 | 2020 Lochlands | N |
| 7 | 12 | 2020 River Earn | N |
| 30 | 11 | 2020 Dean Water | N |
| 30 | 10 | 2020 Pow | N |
| 28 | 11 | 2020 Shochie Burn | N |
| 5 | 12 | 2020 River Earn | N |
| 7 | 11 | 2020 Baikie burn | N |
| 24 | 11 | 2020 Loch burn | N |

Navigation

Slides Outline

What is Collabora Online?

- Documents + Spreadsheets + Slides + Drawings
 - Viewing and collaborative editing
 - Feature rich
- Interoperability with Microsoft formats
 - docx, doc, rtf, xlsx, xls, pptx, ppt
- Import filters and viewing for PDF, Visio, Publisher and many more
- Powerful WYSIWYG rendering
- On-premise integration

8/42

Slide

Format: Screen 16:9

Orientation: Landscape

Background: None

Master Slide: Purple Side Header

Master Background

Master Objects

Master View

Layouts

Full Screen Reset zoom Zoom In Zoom Out Compact view Ruler Status Bar Collapse Tabs Grid Dark Mode Sidebar Navigator

Navigation Slides Outline

Welcome to Draw

Carlito 12 A↑ A↓

B I U X₂ X² AV **A** Comment

Home Tab
This is your primary workspace containing the most frequently used drawing tools. From basic cut, copy and paste functions to shapes, connectors, text tools and formatting options putting everything you need at hand without the menu-hunting.

Text Formatting
Take control of your text with font controls including typeface selection, size adjustment, bold, italic, and underline options. For more fine control such as character spacing and line height use the Sidebar controls.

Navigation
Create multi-page drawings easily using the navigation controls. Jump between pages, locate specific objects, and move around large diagrams with ease. The **Navigation** panel provides quick access to different pages and the ability to create duplicates so you can try out different treatments easily.

File Formats
Import existing .vsd files and native open .odg draw documents with export support for .pdf, .jpeg and .png.

Object Grouping
Organise complex diagrams by grouping related objects together, allowing you to move, resize, and format multiple elements as a unit. Select multiple objects and group them to maintain relationships while editing. Grouped objects move together, scale proportionally, and can share formatting properties. Ungroup when you need to edit individual elements within the collection of objects.

Shapes Library
Access a comprehensive collection of pre-built shapes including rectangles, circles, polygons, arrows, stars, and specialised diagram elements like callouts and flowchart symbols. The shape library provides instant access to elements that form the foundation of most diagrams.

Image Insertion
Easily insert external images, graphics, and media files directly into your drawings through the **Insert tab** or at the end of the **Home tab**. Browse and insert images from your local machine or cloud storage, maintaining original quality and format. Images can be embedded directly into your document or linked to external files for smaller file sizes. Once inserted, images can be resized, cropped, rotated and positioned precisely within your diagram. Apply borders, shadows and transparency effects to integrate images seamlessly with your vector graphics.

Page

Format: User

Orientation: Landscape

Background: Colour White

Margin: Custom

Master Page: Default

The Notebookbar
The main Draw interface is organised around the familiar feeling tabbed menu. This provides single-click access to all the most common features you need and it's worthwhile taking the time to familiarise yourself with the sections it offers.

Easy Access
Jump to any menu section quickly by pressing the Alt + Shift key and then the easy-to-read shortcut key!

File Home Insert Layout Review Format View Help OrganisationalChart.odg

Liberation Sans 18 pt

B I U X₂ X² AV **A** Font

Navigation Slides Outline

Shapes Image Connectors Illustrations

Organisational Chart

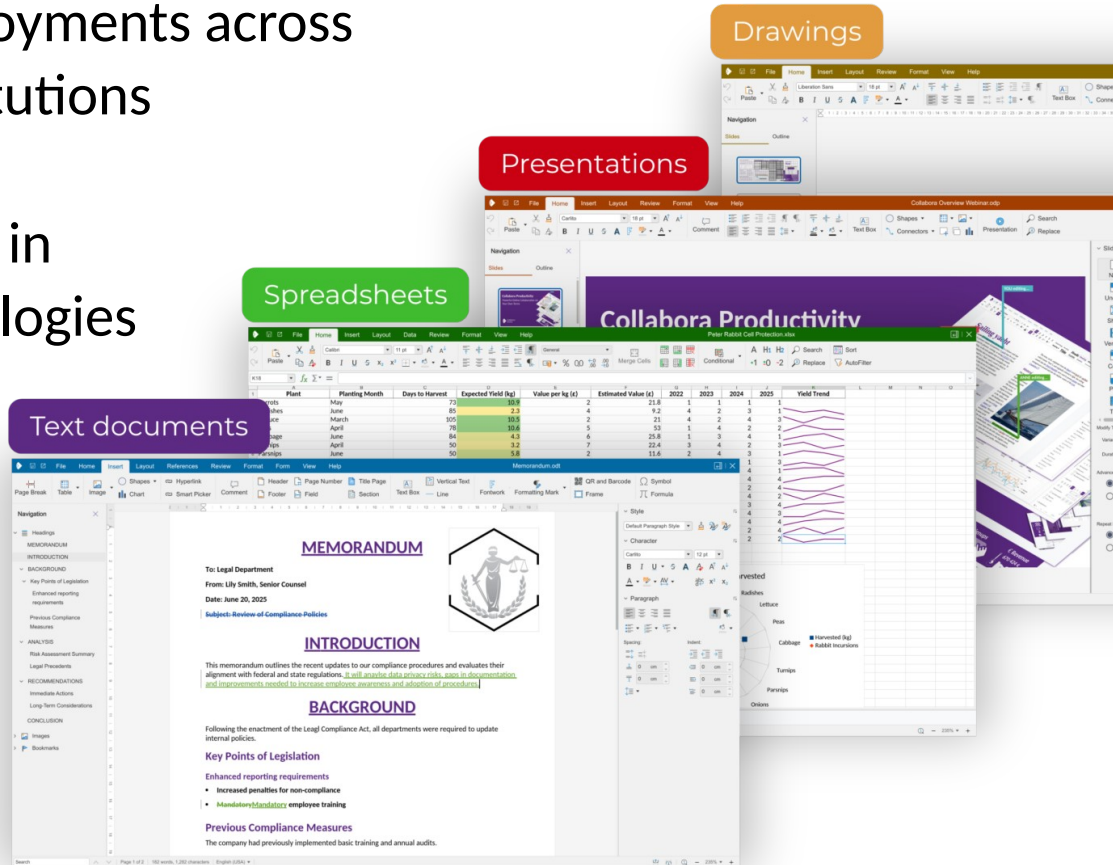
```

graph TD
    CEO[CEO]
    CEO --- B1[ ]
    CEO --- B2[ ]
    B1 --- B1_1[ ]
    B1 --- B1_2[ ]
    B2 --- B2_1[ ]
    B2 --- B2_2[ ]
  
```

Collabora Online

Open Source Office at scale

- Proven in large-scale deployments across industries and public institutions
- Built on years of expertise in open-source office technologies
- Continuous development ensures innovation and feature growth




Browser Based

The screenshot shows a web browser window displaying a document titled "Recipe (Rabbits).odt". The document content is a recipe for "Strawberry Vanilla Pancakes". The recipe includes an ingredients list and a preparation section. On the right side of the document, there is a comment thread with three messages.

Recipe

Strawberry Vanilla Pancakes



Ingredients

- 200g self-raising flour
- 1 1/2 tsp baking powder
- 1tbsp golden caster sugar
- 3 large eggs
- 25g melted butter, plus extra for cooking
- [200ml milk](#)
- vegetable oil, for cooking
- To serve: fruit, ~~or~~ jam, [or cooked bacon](#) and [maple syrup](#)

Preparation

1. Mix 200g self-raising flour, 1 1/2 tsp baking powder, 1 tbsp golden caster sugar and a pinch of salt together in a large bowl.
2. Create a well in the centre with the back of your spoon then add 3 large eggs, 25g melted butter and 200ml milk.
3. Whisk together either with a balloon whisk or electric hand beaters until smooth then pour into a jug.
4. Heat a small knob of butter and 1 tsp of oil in a large, non-stick frying pan over a

Navigation

Pancake

Outline Results

5 results

-Page 1

Strawberry Vanilla [Pancake]s

8cm wide. Make sure you don't put the [pancake]s too close together as they will spread

will spread during cooking. Cook the [pancake]s on one side for about 1-2 mins or

and pop on the surface. Flip the [pancake]s over and cook for a further minute on

-Page 2

Serve your [pancake]s stacked up on a plate with a drizzle

Page 2 of 2 | 255 words, 1,305 characters | English (en) | 100%

Comments:

- 1 Peter R Tue, Apr 29, 2025, 5:40 PM @Flopsy Does the title look better aligned centrally?
- 2 Flopsy Tue, Apr 29, 2025, 5:42 PM I think it looks better on the left.
- 2 Peter R Tue, Apr 29, 2025, 5:44 PM Is this the correct final quantity?
- CT Tue, Apr 29, 2025, 5:44 PM Yes :)
- Peter R Fri, Jun 13, 2025, 1:10 PM Thanks @CT

Multi-user

Recipe

Strawberry Vanilla Pancakes

| Ingredients | |
|-------------|---------------------|
| 200g | Self-raising flour |
| 1 1/2 tsp | Baking powder |
| 1 tbsp | Golden caster sugar |
| 3 | Large eggs |

Preparation

Preparation

Collabora Office

Multi-user

The screenshot displays the Microsoft Excel interface with a spreadsheet titled "Peter_Rabbit_Garden_Demo.xlsx". The spreadsheet has columns for "Plant", "Planting Month", and "Value per". The data is as follows:

| Plant | Planting Month | Value per |
|------------------|----------------|-----------|
| Carrots | May | |
| Radishes | June | |
| Lettuce | March | |
| Peas | April | 78 |
| Cabbage | June | 84 |
| Turnips | April | 50 |
| Parsnips | June | 50 |
| Onions | June | 84 |
| Beets | May | 50 |
| Spinach | June | 50 |
| Broccoli | March | 84 |
| Tomatoes | April | 50 |
| Pumpkins | April | 84 |
| Zucchini | April | 84 |
| Brussels Sprouts | June | 108 |
| Kale | March | 81 |
| Celery | June | 51 |

Two users are shown with callout boxes:

- Benjamin B**: Callout boxes are positioned over the "Planting Month" column for rows 2 (Carrots), 3 (Radishes), and 4 (Lettuce).
- Mopsy**: Callout boxes are positioned over the "Value per" column for rows 6 (Cabbage), 7 (Turnips), and 10 (Beets).

The interface includes the ribbon (File, Home, Insert, Layout, Data, Review, Format, View, Help), the formula bar (A6, fx, Σ, =, Cabbage), and the task pane (Style, Character, Number Format, Alignment, Cell Appearance).

Collaborative

The screenshot displays a document titled "Recipe (Rabbits).odt" with a comment thread overlaid on the right side. The document content includes a title "Recipe Strawberry Vanilla Pancakes" and an image of the pancakes. The comment thread consists of the following messages:

- Peter R** (Tue, Apr 29, 2025, 5:40 PM): [@Flopsy](#) Does the title look better aligned centrally?
- Flopsy** (Tue, Apr 29, 2025, 5:42 PM): I think it looks better on the left.
- Peter R** (Tue, Apr 29, 2025, 5:44 PM): Is this the correct final quantity?
- CT** (Tue, Apr 29, 2025, 5:44 PM): Yes :)
- Peter R** (Thu, May 8, 2025, 1:10 PM): Thanks [@CT](#)

The comment thread is shown in two overlapping panels. The larger panel on the left shows the first four comments, while the smaller panel on the right shows the last three comments, including the final response from Peter R.

Collaborative

The screenshot shows a collaborative document editor interface. The main content area displays a recipe for "Strawberry Vanilla Pancakes". The recipe includes a list of ingredients and a preparation section. A "Record" dropdown menu is open, showing options: "Off", "All users", and "This user". The "Review" tab is active in the ribbon, and the "Format" tab is also visible. The document is titled "Recipe.odt".

Recipe

Strawberry Vanilla Pancakes

Ingredients

- 200g self-raising flour
- 1 1/2 tsp baking powder
- 1tbsp golden caster sugar
- 3 large eggs
- 25g melted butter, plus extra for cooking
- 200ml milk
- vegetable oil, for cooking
- To serve: fruit, ~~or~~ jam, or cooked bacon and maple syrup

Preparation

1. Mix 200g self-raising flour, 1 1/2 tsp baking powder, 1 tbsp golden caster sugar and a pinch of salt together in a large bowl.
2. Create a well in the centre with the back of your spoon then add 3 large eggs, 25g melted butter and 200ml milk...

Collaborative

CJK_Rendering_Demo.odt

File Home Insert Layout References Review Format Form View Help

Automatic Spell Checking Comments Record Show Next Accept Accept and Move to Next Accept All Reinst... ge Accessibility Che...

Spelling Thesaurus Language Word Count Comment Resolved Comments Previous Reject Reject and Move to Next Reject A

CJK Rendering Improvements Demo

1. Quotation Marks in Mixed CJK & Western Text

English: "Hello, world!" English: "Hello, world!"

~~English: "Hello, world!"~~ English: "Hello, world!"

Chinese: 「你好 世界」

With RLO applied: 界世好你

3. Font-Relative Indentation (em/ic units)

First-line indent using 'em':
中文段落示例 (2em indent)

4. Improved Font Fallback for CJK

This section contains mixed fonts:
漢字 with fallback support

Intuitive Options

The screenshot displays a presentation software interface with a top ribbon menu containing File, Home, Insert, Design, Transition, Slide Show, Review, Format, View, and Help. The main workspace shows a slide titled "Carlito" with a grid of layout thumbnails. A purple callout box highlights a "Centred Text" thumbnail. Another purple callout box highlights a "Powerful Image Formatting" thumbnail. A third purple callout box highlights a "Charcoal" thumbnail. The interface also includes a left-hand navigation pane with "Slides" and "Outline" tabs, and a bottom status bar showing "Slide 10 of 69" and "English (USA)".

File Home Insert Design Transition Slide Show Review Format View Help

SCCON COOL Update.odp

Clipboard Paste New B I U S

Character Paragraph Spacing & Colour

Shapes Connectors Illustrations Search Replace

Navigation Slides Outline

Centred Text

Centred Text

Powerful Image Formatting

Charcoal

Collabora Online

Slide 10 of 69 English (USA)

120%

Powerful - Interoperable

The image displays the Collabora Office interface with a document titled "Recipe (no comments).odt". The "File" menu is open, showing options like "Save", "Save As", "Export As", "Share", "Print", "Download", "Repair", "Properties", and "Rename". The "Download" dropdown is expanded, listing various file formats: ODF text document (.odt), Rich Text (.rtf), Word Document (.docx), Word 2003 Document (.doc), EPUB (.epub), PDF Document (.pdf), HTML File (.html), and PDF Document (.pdf) as... A "PDF OPTIONS" dialog box is open, showing settings for "General", "Initial View", "User Interface", "Links", and "Security". The "General" tab is active, showing options for "Range" (All, Pages, Selection), "Images" (Lossless compression, JPEG compression, Change image resolution to: 300 DPI), "Watermark" (Sign with watermark), "PDF Version" (PDF 2.0), "Universal Accessibility (PDF/UA)", "Hybrid PDF (embed ODF file)", "Forms" (Create PDF form, Submit format: FDF, Allow duplicate field names), and "Structure" (Tagged PDF (add document structure), Export outlines, Export placeholders, Comments as PDF annotations, Comments in margin, Export automatically inserted blank pages, Use reference XObjects). Buttons for "Help", "Cancel", and "Export" are visible at the bottom of the dialog.

Powerful - VBA compatible* Macros

The screenshot displays the Microsoft Excel interface with a VBA macro running. The macro window is titled "FavoriteNum" and shows a "Favorite 10" selection. The macro interface includes buttons for "Next >", "< Previous", "More Info", "Random", and "Add to Favorites". The "Parameters" section shows: a: 128, b: 604, t: 1. The main spreadsheet area shows a fractal plot (a complex, multi-layered geometric pattern) overlaid on a grid. The plot is rendered in green lines on a black background. The spreadsheet data includes columns for parameters (a, b, t) and coordinates (x, y, x(n)).

| a | b | t | x | y | x(n) |
|-------|-------|-------|-------------|-------------|---------|
| 1.00 | 1.00 | 1.00 | 1.00 | 0.00 | -0.0031 |
| 1.29 | 6.05 | 2.00 | 1.96 | 1.72 | -0.0011 |
| 2.57 | 1.20 | 3.00 | 82.30 | 715.38 | -0.0022 |
| 3.85 | 1.81 | 4.00 | (879.80) | 1,064.34 | -0.0109 |
| 5.13 | 2.41 | 5.00 | (2,229.17) | 96.17 | -0.0211 |
| 6.41 | 3.02 | 6.00 | (2,240.89) | (2,356.62) | -0.0211 |
| 7.69 | 3.62 | 7.00 | 455.57 | (4,395.49) | 0.0006 |
| 8.97 | 4.23 | 8.00 | 4,715.07 | (3,210.76) | 0.0360 |
| 10.25 | 4.83 | 9.00 | 6,809.19 | 1,928.21 | 0.0534 |
| 11.53 | 5.43 | 10.00 | 3,453.51 | 7,769.47 | 0.0255 |
| 12.81 | 6.04 | 11.00 | (4,417.19) | 8,910.04 | -0.0391 |
| 14.09 | 6.64 | 12.00 | (11,065.54) | 2,599.10 | -0.0951 |
| 15.37 | 7.25 | 13.00 | (10,133.51) | (7,704.21) | -0.0877 |
| 16.65 | 7.85 | 14.00 | (552.33) | (13,984.39) | -0.0077 |
| 17.93 | 8.46 | 15.00 | 11,284.03 | (10,073.09) | 0.0901 |
| 19.21 | 9.06 | 16.00 | 15,898.26 | 2,446.77 | 0.1290 |
| 20.49 | 9.66 | 17.00 | 8,613.79 | 14,469.39 | 0.0684 |
| 21.77 | 10.27 | 18.00 | (5,845.38) | 16,341.94 | -0.0511 |
| 23.05 | 10.87 | 19.00 | (16,552.73) | 6,001.79 | -0.1411 |
| 24.33 | 11.48 | 20.00 | (15,158.12) | (8,882.91) | -0.1291 |
| 25.61 | 12.08 | 21.00 | (2,828.85) | (16,988.39) | -0.0261 |
| 26.89 | 12.69 | 22.00 | 10,758.69 | (12,579.55) | 0.0863 |
| 28.17 | 13.29 | 23.00 | 15,552.75 | 71.19 | 0.1261 |
| 29.45 | 13.89 | 24.00 | 9,223.08 | 10,826.54 | 0.0735 |
| 30.73 | 14.50 | 25.00 | (1,795.55) | 12,442.02 | -0.0181 |
| 32.01 | 15.10 | 26.00 | (8,771.95) | 5,990.28 | -0.0761 |
| 33.29 | 15.71 | 27.00 | (8,279.52) | (1,579.92) | -0.0711 |
| 34.57 | 16.31 | 28.00 | (3,890.28) | (4,728.84) | -0.0351 |
| 35.85 | 16.92 | 29.00 | (1,005.19) | (4,023.46) | -0.0111 |
| 37.13 | 17.52 | 30.00 | (696.03) | (3,819.50) | -0.0081 |
| 38.41 | 18.12 | 31.00 | 788.07 | (5,915.53) | 0.0034 |
| 39.69 | 18.73 | 32.00 | 6,344.93 | (6,504.39) | 0.0491 |
| 40.97 | 19.33 | 33.00 | 12,587.69 | (388.44) | 0.1015 |
| 42.25 | 19.94 | 34.00 | 11,483.89 | 11,540.11 | 0.0923 |
| 43.53 | 20.54 | 35.00 | (1,218.20) | 20,005.19 | -0.0131 |
| 44.81 | 21.15 | 36.00 | (18,914.65) | 14,450.15 | -0.1601 |
| 46.09 | 21.75 | 37.00 | (26,870.57) | (5,826.98) | -0.2281 |

Nice! but why is this hard ?

**It seems easy: the browser
can do that for free !??**

Let's start with some text ...

Font Metrics: the simple stuff ...

Proportionally spaced fonts:

- Look beautiful
- Are the majority of fonts

Proportional

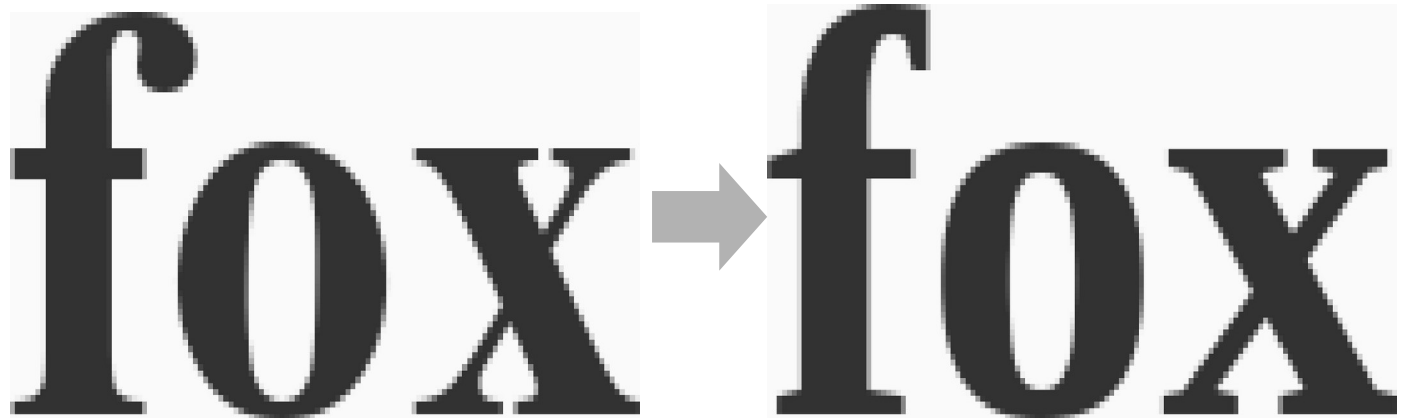
Unicode is beautiful except for eg. Webdings

Monospace



Solution: metric Compatible Fonts

Reusing the same metrics for layout compatibility



And / or embedding fonts (cf. PDF font subsetting ...)

More simple stuff: Right to Left ...

The screenshot displays the Collabora Office spreadsheet application interface in Arabic. The ribbon is titled 'الصفحة الرئيسية' (Home) and includes tabs for 'ملف', 'إدراج', 'مُخطّط الصفحة', 'الصيغ', 'بيانات', 'مُراجعة', 'نَسق', and 'عر'. The ribbon features sections for 'Alignment', 'الخط' (Font), and 'Clipboard'. The formula bar shows '= Σ f_x' and 'CQ1017'. The spreadsheet grid shows columns J through A and rows 1 through 21. The active cell is A1.

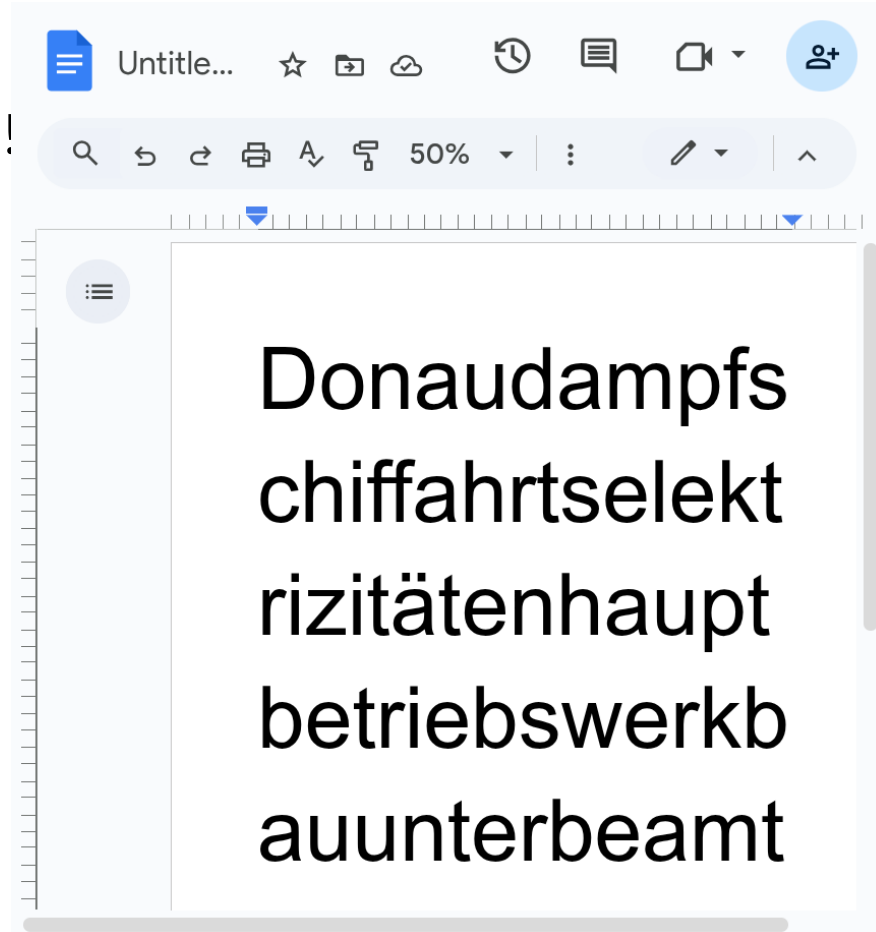
Writer layout complexities

Simple layout loops:

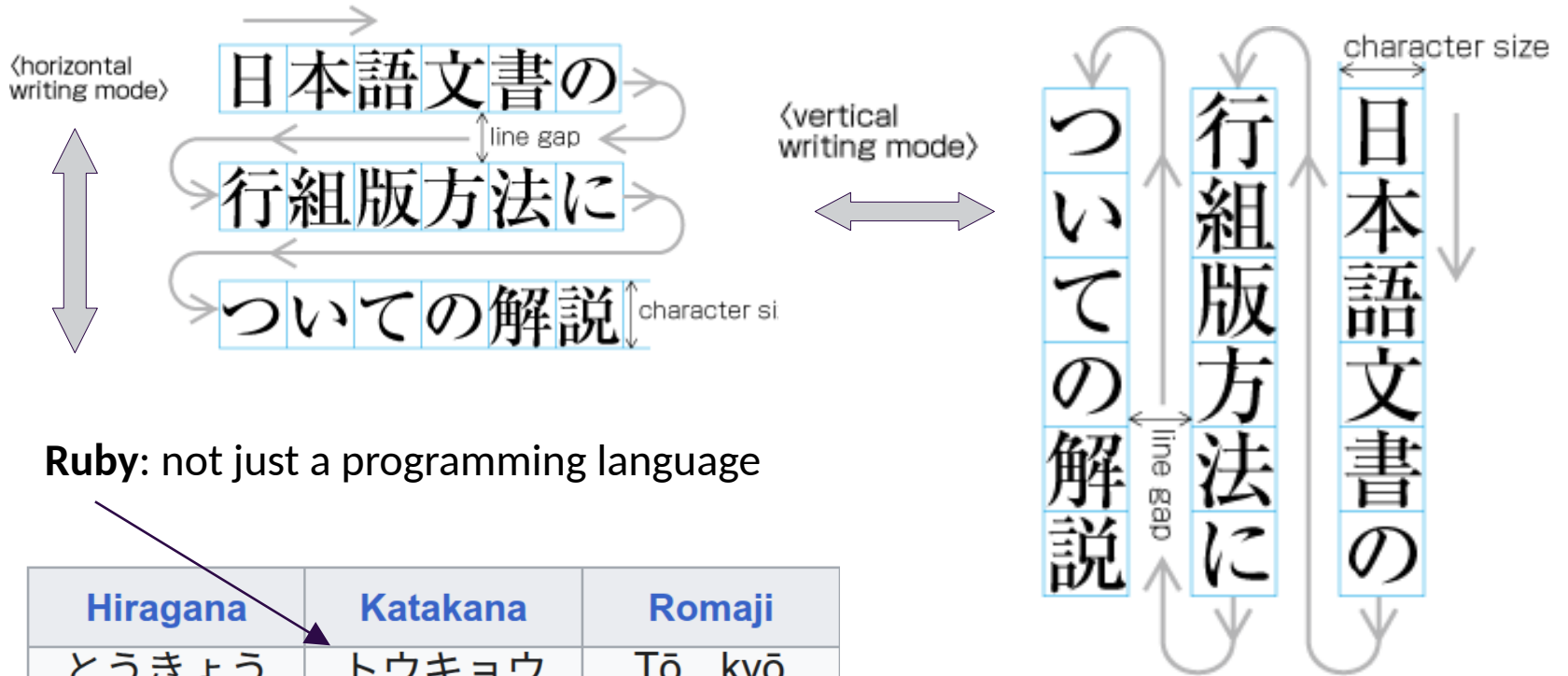
- We have more space on the page!
- Lets include the next paragraph
- That brings a footnote / image
- That re-sizes the page
- Lets break the Para to see if we can get part of it ?

Getting worse:

- Auto-hyphenation
- Smart justification etc. ...



Complex Text: text-grid, ruby text ...



Ruby: not just a programming language

| Hiragana | Katakana | Romaji |
|-------------|-------------|--------------|
| とうきょう 東京 | トウキョウ 東京 | Tō kyō 東京 |

<https://www.w3.org/TR/jlreq/?lang=en>

<div> vs. HTML Canvas ...

Print ? – leave it to the browser !?

Well, sort of ...

- `Window.print()`
- “Have a PDF, will travel” `.open()?.print?()`

Do I have a printer ?

- Browser has no idea! – (fear of **Finger-Print-ing** ?)

What paper size is it ?

- still no idea.

Good thing we used the canvas to render (!?)

- Now we can handle all complex text & also render to PDF ...

Spreadsheets: scale ... 64bit ZIPs ...

Data storage: sparse data

- just *"iterate all the cells"*
 - 16k columns (2^{14}) * 1m rows (2^{20}) → 2^{34} possible cells

old: vector of ColEntry { int row; ScBaseCell *cell_ptr }

- Madness – but interpolation search: $O(\log(\log(n)))$

new: { int start, int length, union { double d[], string s[] } } - ONO cf. mdds

- Bisection search $O(\log(n))$ – flat-memory, SIMD arithmetic etc.

Or: Javascript - Sparse arrays → hash_table on array index ...


ZIPs of 64bit size streamed

- $O(1)$ XML parser to handle the big files

Compatibility / interoperability

Trillions of existing documents out there ...

a real number,
not rhetorical
excess



Example - Interop Problem

10.5.2016 OB 9:30 - na CSD TIM, soba 326 - Silvana ŠAŠIVARIJA

27.5.2016 OB 14:00-16:00 DELAVNICA ZA REJNIŠTVO

3.5.2016, torek

Collabora's layout test:
Black → matching pixels
Red → mis-matching pixels

| Ime in priimek | Pričetnost | Udeležba | Šifra | Izvajalec | Kratek opis in opazanja |
|---------------------------------|-------------|----------|-------|--|--|
| | | | | Simona MARINIŠEK | DDPST |
| | 10:00-14:00 | 44 | 4000 | Ana Marija RIBIČARŠIČ | Čiščenje prostorov. |
| Lilka COVREC | 10:00-11:00 | 11 | 11 | Aleš SELA | Pogovor o prvomajskih praznikih in pomoč pri kopiranju strani iz ESB Hljčka. |
| Tadej GAČNIK | 11:00-13:00 | 22 | 11 | Aleš SELA | Individualni sestanek Povejda arabo pomoč pri predmetih MAT, SID in KEMD Delavci dolžni so matematično vaje delati in njegoviznanje. |
| Lilijana ČERNIČ Marsel LEBL | 13:00-14:00 | 1,5 | 11 | Aleš SELA | Pogovor z Lilijano Černič in Marsel Lebl Tema so telefonirni načini komunikacije preko spleta. Tudi kak bi se ta ti ali z dnevom brez telefonov. |
| | 14:00-14:00 | 0,5 | 204 | Mateja ČEH Sara FBIS Manel KRABE | Intervjuja - pogovor o preživljanju počitnic v PKI dejavnostih in dogodkih. |
| Marsel LEBL Aleš ČEH | 14:00-15:00 | 11 | 55 | Sara FBIS Mateja GAČNER | Igranje o čigga odgovor na pogovor o uporabi telefona. |
| | 14:00-15:00 | 0,5 | | Manel KRABE | |
| Tjaša CIZERL | 14:00-15:00 | 11 | 44 | Aleš SELA | Pomoč pri učenju ANG igraje angleški tiger. |
| Džaša ČIČ | 14:00-15:00 | 11 | 44 | Mateja ČEH | Pomoč pri reševanju pretekstov pri ZGO. Na začetku je sodelovala, a ji je ekmalupzidala koncentracija. Čekal je, da ji poščem odgovore. |
| Jessica HEDLER | 15:00-16:00 | 11 | 44 | Sara FBIS | Vdava MAT za NPZ; kje ga piše naslednji dan/Večinopriporočila za reševanje zato na koncu pregledam; koliko točk je zbral in ugotovim, da se je zelo dobro odrezala. |
| Xhenet KRASNIČ Leonita REMMA | 15:00-18:00 | 33 | 44 | Manel KRABE | Napisati moralno analizo domačega branja (Ton Pavček/Marinca) Obe dobro sodelujeta in sta motivirani Xhenet je velik naredil a žel doma, tako da dolžni so stvariti opbliniva Leonita ni imela knjige, tako da je moral vse narediti od začetak/Veliko prepisuje od Xhenet/Vzdrušje je sproščeno pogovarjata se od dogodkih iz šole, kakor imata strogo očetek kakšno so jlbazenske zadewe primisljenih. |
| Džaša ČIČ | 15:00-17:00 | 1,5 | 44 | Mateja GAČNER | Učitelj ZGO odgovarja na vprašanja iz delovnega lista. |
| Miran KACIŠNIK | 15:00-16:00 | 11 | 44 | Mateja ČEH | Učitelj je snov iz avstno prevaja jezic naj pri ANG. Predelava svadelnosnovins sedogovora, da bo v popobtrebščala včetek 6552046. |

Example – Interop Problem

10.5.2016 OB 9:30 – na CSD TIM, soba 326 – Silvana ŠAŠIVARIJA

27.5.2016 OB 14:00-16:00 DELAVNICA ZA REJNIŠTVO

Fixed: compat12 → compat15

3.5.2016, torek

| Ime in priimek | Prisotnost | Ure | Šifra | Izvajalec | Kratek opis in opažanja |
|-----------------------------------|-------------|-----|-------|---|--|
| | | | | Simona MARTINŠEK | DOPUST |
| | 10:00-14:00 | 4 | 400 | Ana Marija RIHTARŠIČ | Čiščenje prostorov. |
| Luka LOVREC | 10:00-11:00 | 1 | 1 | Alen ŠELA | Pogovor o prvomajskih praznikih in pomoč pri kopiranju strani iz USB ključka. |
| Tadej GAČNIK | 11:00-13:00 | 2 | 1 | Alen ŠELA | Individualni sestanek. Pove, da rabi pomoč pri predmetih MAT,SLO in KEM. Delava določene matematične vaje, testiram njegovo znanje. |
| Lilijana ČERNČIČ Marsel LEIBL | 13:00-14:30 | 1,5 | 1 | Alen ŠELA | Pogovor z Lilijana Černčič in Marsel Leibl. Tema so telefoni in način komunikacije preko spleta. Tudi kako bi se testirali z dnevom brez telefonov. |
| | 14:00-14:30 | 0,5 | 204 | Mateja ČEH Sara FLIS Manuela KORADE | Intervizija – pogovor o preživljanju počitnic v PIKI, dejavnostih in dogodkih. |
| Marsel LEIBL Alex ČEH | 14:30-15:30 | 1 | 5 | Sara FLIS Mateja GAJŽLER | Igranje ročnega nogometa in pogovor o uporabi telefona. |
| | 14:30-15:00 | 0,5 | | Manuela KORADE | |
| Tjaša CIZERL | 14:30-15:30 | 1 | 4 | Alen ŠELA | Pomoč pri učenju ANG, igranje angleških iger. |
| Daša JOCIČ | 14:30-15:30 | 1 | 4 | Mateja ČEH | Pomoč pri reševanju predtesta pri ZGO. Na začetku je sodelovala, a ji je kmalu padla koncentracija. Čakala je, da ji poiščem odgovore. |
| Jessica HEDLER | 15:30-16:30 | 1 | 4 | Sara FLIS | Vadiva MAT za NPZ, ki ga piše naslednji dan. Večino primerov ima že rešenih, zato na koncu pregledam, koliko točk je zbrala in ugotovim, da se je zelo dobro odrezala. |
| Xheneta KRASNIČI Leonita REXHA | 15:00-18:00 | 3 | 4 | Manuela KORADE | Napisati morata analizo domačega branja (Tone Pavček, Majnice). Obe dobro sodelujeta in sta motivirani, Xheneta je veliko naredila že doma, tako da določene stvari dopolniva. Leonita ni imela knjige, tako da je morala vse narediti od začetka. Veliko prepisuje od Xhenete. Vzdušje je sproščeno, pogovarjata se o dogodkih iz šole, kako imata stroge očete, kakšne so ljubizenske zadeve pri muslimanih. |
| Daša JOCIČ | 15:30-17:00 | 1,5 | 4 | Mateja GAJŽLER | Učenje ZGO, odgovarjanje na vprašanja iz delovnega lista. |

// tdf#164201 the table was shifting to left of the page margin because it became compat12

Huh ? version-based layout locking



OOXML: be compatible with ...

- `<w:name="compatibilityMode"/>`
- Locking the document to a specific Word layout engine.

| w:val | Meaning |
|-------|------------|
| 11 | Word 2003 |
| 12 | Word 2007 |
| 14 | Word 2010 |
| 15 | Word 2013 |
| 16 | Word 2016+ |

Abschnittswechsel Ungerade Seite

Das Einfügen eines Seitenumbruchs mit der Option "Ungerade Seite" hat zwei "Normalfälle":

| Das Einfügen eines Seitenumbruchs mit der Option "Ungerade Seite" hat zwei "Normalfälle": | | |
|---|--------|---|
|  | Fall A | 3 |
|  | Fall B | 3 |

Fall A

Fall A

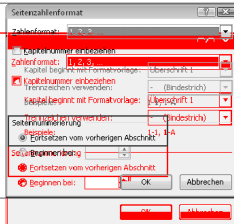
Fall B

Fall A Der erste Abschnitt mit einer ungeraden Seite endet, dann wird eine leere, nicht nummerierte Seite zwischen geschoben und die erste Seite im neuen Abschnitt bekommt die nächste fortlaufende ungerade Zahl.
Fall B Der erste Abschnitt mit einer geraden Seite endet, dann wird einfach eine neue Seite aufgemacht und die Seitennummerierung läuft ganz normal weiter.

Spezialwunsch und Spezialproblem
 Die Seitenzahl in zwei Abschnitten auf jeden Fall mit 1 beginnen, und zwar auf einer - bei normaler Zählung ungeraden Seite.
 In beiden Fällen ist die Seitenzahl 1 so ein, gibt es den Fall A nicht mehr, denn stellt man bei SEITENZAHLEN FORMATIEREN ein: BEGINNEN BEI 1 so ein, dann folgt wunschgemäß auf eine ungerade Seite eine ungerade Seite, auch wenn bei normaler Zählung eine gerade Seite folgen würde. Deshalb wird in keinem Fall ein leeres Blatt ausgegeben.
Lösung Die Lösung ist etwas aufwändig. Ihr Trick besteht darin, dass man bei SEITENZAHLEN FORMATIEREN den neuen Abschnitt nicht bei Seite 1 beginnen lässt, sondern die Seitenzahl ganz normal weiterläuft aber intern mit der fortlaufenden Seitenzahl weiter.

Statt dessen wird der neue Beginn bei 1 durch eine Berechnung realisiert. Word hantiert dann in der Berechnung mit der Gesamtseitenzahl des ersten Abschnittes erfasst und davon die aktuelle Seitenzahl des zweiten Abschnitts abgezogen, so dass rechnerisch die erste Seite des zweiten Abschnittes mit 1 beginnt.
Die Lösung Schritt für Schritt

Die Lösung Schritt für Schritt
 Die Lösung ist etwas aufwändig. Ihr Trick besteht darin, dass man bei SEITENZAHLEN FORMATIEREN den neuen Abschnitt nicht bei Seite 1 beginnen lässt, sondern die Seitenzahl ganz normal weiterläuft aber intern mit der fortlaufenden Seitenzahl weiter.
 Statt dessen wird der neue Beginn bei 1 durch eine Berechnung realisiert. Word hantiert dann in der Berechnung mit der Gesamtseitenzahl des ersten Abschnittes erfasst und davon die aktuelle Seitenzahl des zweiten Abschnitts abgezogen, so dass rechnerisch die erste Seite des zweiten Abschnittes mit 1 beginnt.

| | |
|---|--|
| <p>Die Lösung Schritt für Schritt</p> <p>Seitenzahlen Die Seitenzahlen sollen über die Abschnitte hinweg erst mal weiterlaufen: Die Seitenzahlen sollen über die Abschnitte hinweg erst mal weiterlaufen. KOPF- UND FUßZEILENTOOLS > SEITENZAHLEN > SEITENZAHLEN FORMATIEREN > KOPF- UND FUßZEILENTOOLS > SEITENZAHLEN > FORTSETZEN VOM VORHERIGEN ABSCHNITT SEITENZAHLEN FORMATIEREN > FORTSETZEN VOM VORHERIGEN ABSCHNITT</p> |  |
|---|--|

Layout is not standardized.

Abschnittswechsel Ungerade Seite

Das Einfügen eines Seitenumbruchs mit der Option "Ungerade Seite" hat zwei "Normalfälle":

Das Einfügen eines Seitenumbruchs mit der Option "Ungerade Seite" hat zwei "Normalfälle":

| | | |
|---|--------|---|
| | Fall A | |
| 1 | Fall A | 3 |

Fall A

Fall A

Fall B

Fall A
Wenn der erste Abschnitt mit einer ungeraden Seite endet, dann wird eine leere, nicht nummerierte Seite zwischengeschoben und die erste Seite im neuen Abschnitt bekommt die nächste fortlaufende ungerade Zahl.
Wenn der erste Abschnitt mit einer ungeraden Seite endet, dann wird eine leere, nicht nummerierte Seite zwischengeschoben und die erste Seite im neuen Abschnitt bekommt die nächste fortlaufende ungerade Zahl.

Fall B

Fall B
Wenn der erste Abschnitt mit einer geraden Seite endet, dann wird einfach eine neue Seite aufgemacht und die Seitennummerierung läuft ganz normal weiter.
Wenn der erste Abschnitt mit einer geraden Seite endet, dann wird einfach eine neue Seite aufgemacht und die Seitennummerierung läuft ganz normal weiter.

Spezialwunsch und Spezialproblem

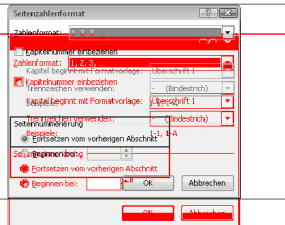
Die Seitenzahl im zweiten Abschnitt soll auf jeden Fall mit 1 beginnen, und zwar auf einer - bei normaler Zählung - ungeraden Seite.
Die Seitenzahl im zweiten Abschnitt soll auf jeden Fall mit 1 beginnen, und zwar auf einer - bei normaler Zählung - ungeraden Seite.
Stellt man bei SEITENZAHL FORMATIEREN ein: BEGINNEN BEI 1 so ein, gibt es den Fall A nicht mehr, denn dann folgt wunschgemäß auf eine ungerade Seite eine ungerade Seite, auch wenn bei normaler Zählung eine gerade Seite folgen würde. Deshalb wird in keinem Fall ein leeres Blatt ausgegeben.
Stellt man bei SEITENZAHL FORMATIEREN ein: BEGINNEN BEI 1 so ein, gibt es den Fall A nicht mehr, denn dann folgt wunschgemäß auf eine ungerade Seite eine ungerade Seite, auch wenn bei normaler Zählung eine gerade Seite folgen würde. Deshalb wird in keinem Fall ein leeres Blatt ausgegeben.

Die Lösung ist etwas aufwändig. Ihr Trick besteht darin, dass man bei SEITENZAHLN FORMATIEREN den neuen Abschnitt nicht bei Seite 1 beginnen lässt, sondern die Seitenzahl ganz normal weiterlaufen lässt. Stattdessen wird der neue Beginn bei 1 durch eine Berechnung realisiert. Word hantiert dann aber intern mit der fortlaufenden Seitenzahl weiter.
In der Berechnung wird die Gesamtseitenzahl des ersten Abschnittes erfasst und davon die aktuelle Seitenzahl des zweiten Abschnittes abgezogen, so dass rechnerisch die erste Seite des zweiten Abschnittes mit 1 beginnt.


Die Lösung Schritt für Schritt

Die Lösung Schritt für Schritt

Seitenzahlen
Die Seitenzahlen sollen über die Abschnitte hinweg erst mal weiterlaufen:
Die Seitenzahlen sollen über die Abschnitte hinweg erst mal weiterlaufen.
KOPF- UND FÜßZEILENTOOLS > SEITENZAHLN > SEITENZAHLN FORMATIEREN > KOPF- UND FÜßZEILENTOOLS > SEITENZAHLN > FORTSETZEN VOM VORHERIGEN ABSCHNITT SEITENZAHLN FORMATIEREN > FORTSETZEN VOM VORHERIGEN ABSCHNITT



Layout is not standardized.



Here a vertical offset issue fixed.

Abschnittswechsel Ungerade Seite

Das Einfügen eines Seitenumbruchs mit der Option "Ungerade Seite" hat zwei "Normalfälle":

| | | |
|---|--------|---|
| | Fall A | |
| 1 | Fall A | 3 |

Fall A

Fall B

Fall A

Wenn der erste Abschnitt mit einer ungeraden Seite endet, dann wird eine leere, nicht nummerierte Seite zwischengeschoben und die erste Seite im neuen Abschnitt bekommt die nächste fortlaufende ungerade Zahl.

Fall B

Wenn der erste Abschnitt mit einer geraden Seite endet, dann wird einfach eine neue Seite aufgemacht und die Seitennummerierung läuft ganz normal weiter.

Spezialwunsch und Spezialproblem

Die Seitenzahl im zweiten Abschnitt soll auf jeden Fall mit 1 beginnen, und zwar auf einer - bei normaler Zählung - ungeraden Seite.

Stellt man bei SEITENZAHL FORMATIEREN ein: BEGINNEN BEI 1 so ein, gibt es den Fall A nicht mehr, denn dann folgt wunschgemäß auf eine ungerade Seite eine ungerade Seite, auch wenn bei normaler Zählung eine gerade Seite folgen würde. Deshalb wird in keinem Fall ein leeres Blatt ausgegeben.

Lösung

Die Lösung ist etwas aufwändig. Ihr Trick besteht darin, dass man bei SEITENZAHLN FORMATIEREN den neuen Abschnitt nicht bei Seite 1 beginnen lässt, sondern die Seitenzahl ganz normal weiterlaufen lässt. Stattdessen wird der neue Beginn bei 1 durch eine Berechnung realisiert. Word hantiert dann aber intern mit der fortlaufenden Seitenzahl weiter.

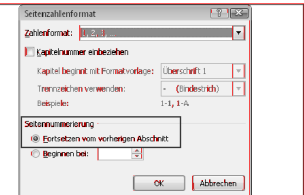
In der Berechnung wird die Gesamtseitenzahl des ersten Abschnittes erfasst und davon die aktuelle Seitenzahl des zweiten Abschnittes abgezogen, so dass rechnerisch die erste Seite des zweiten Abschnittes mit 1 beginnt.

Die Lösung Schritt für Schritt

Seitenzahlen

Die Seitenzahlen sollen über die Abschnitte hinweg erst mal weiterlaufen:

KOPF- UND FÜßZEILENTOOLS > SEITENZAHLN > SEITENZAHLN FORMATIEREN > FORTSETZEN VOM VORHERIGEN ABSCHNITT



EMF+ - my graph!

That 'graph' is a Windows API dump

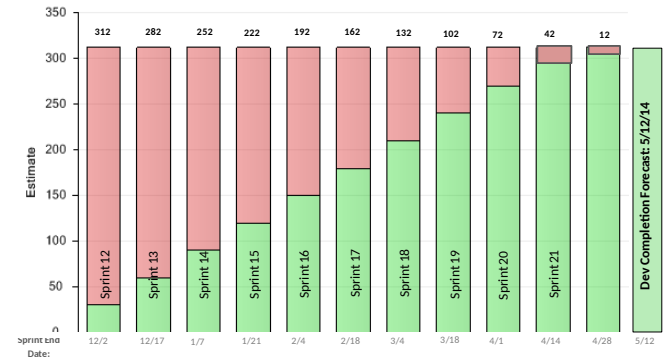
- [Windows-Meta-File](#) (WMF) + EMF, EMF+

Backwards-compatible:

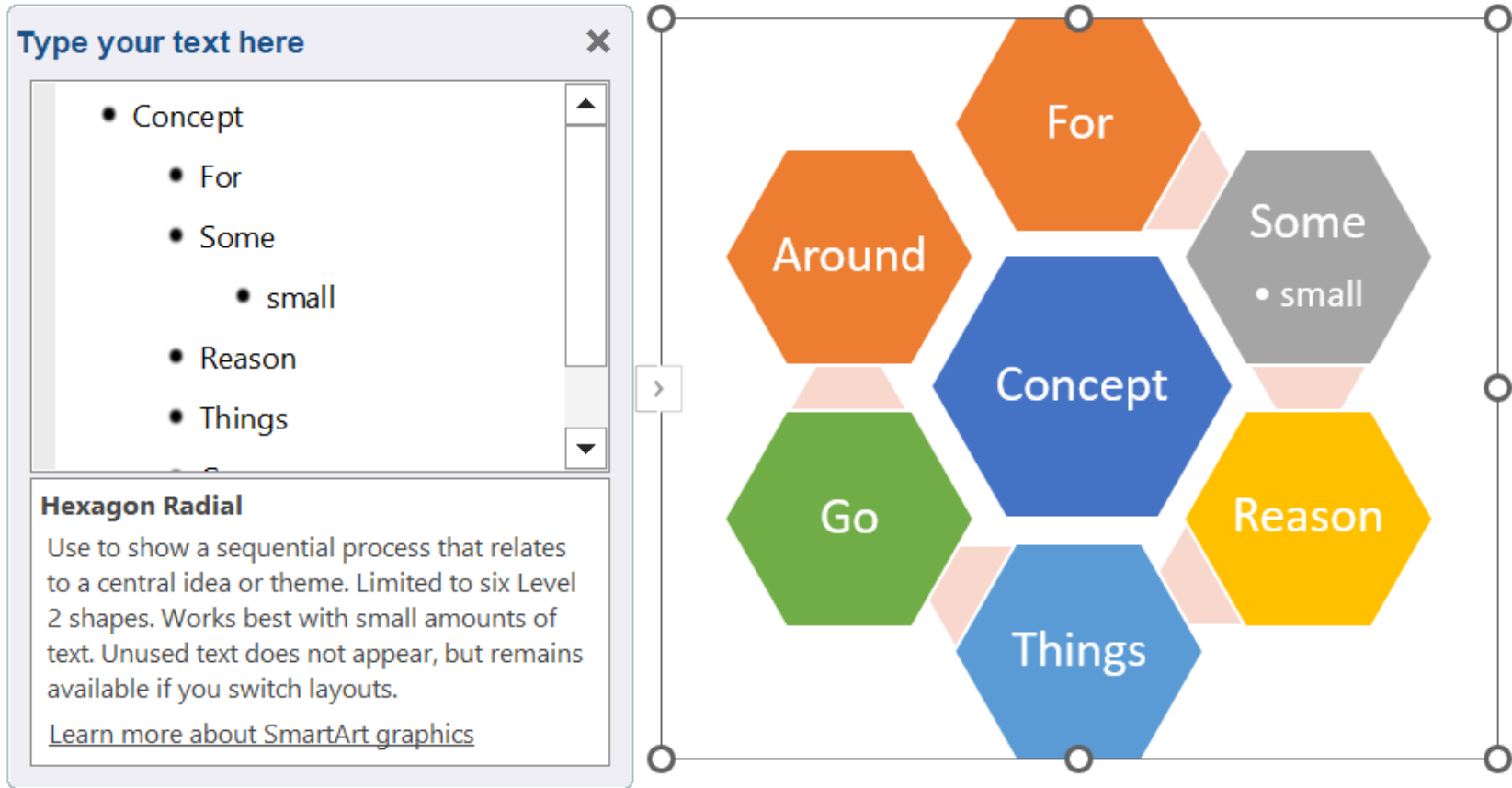
- Dual renderings
 - Extended-Meta-File+ hides in 'comments'
- Win16 API onwards here, XOR rendering, 1bit masks ...
- OLE embedded object previews a speciality.
- *"The native vector format for MS Office"*

Extended over time:

- **PASSTHROUGH** - Passes through arbitrary data to the printer driver.
- **POSTSCRIPT_DATA** - Sends arbitrary PostScript data to the output device.



Smart-art ! ... “Diagram” bits



Smart-art ! ... “Diagram” bits

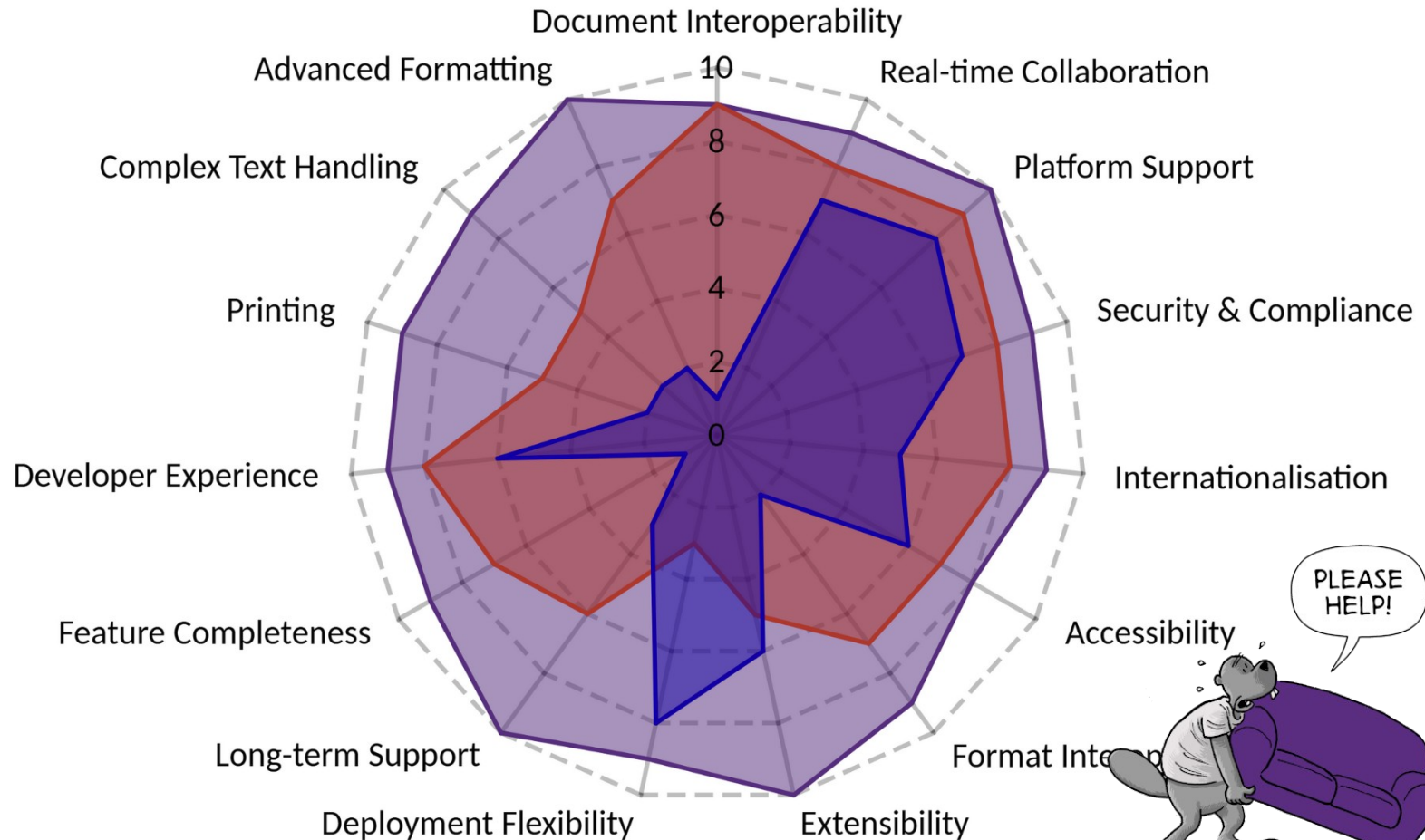
XML spec - hundreds of (abbreviated terms)

- Very little documentation

Constraint solver / shape layout language:

```
<dgm:if name="Name48" func="var" arg="dir" op="equ" val="norm">
  <dgm:constrLst>  <!-- Constraint List ? -->
    <dgm:constr type="primFontSz" for="ch" ptType="node" op="equ" val="65"/>
    <dgm:constr type="w" for="ch" forName="quadrant1" refType="w" fact="0.433"/>
    <dgm:constr type="h" for="ch" forName="quadrant1" refType="h" fact="0.433"/>
    <dgm:constr type="b" for="ch" forName="quadrant1" refType="h" fact="0.5"/>
    <dgm:constr type="bOff" for="ch" forName="quadrant1" refType="h" fact="-0.01"/>
  ... omit ~20 constraints ...
</dgm:if>
<dgm:else name="Name49">
  ... omit 700+ lines ...
```

Software is hard: Office more so ...

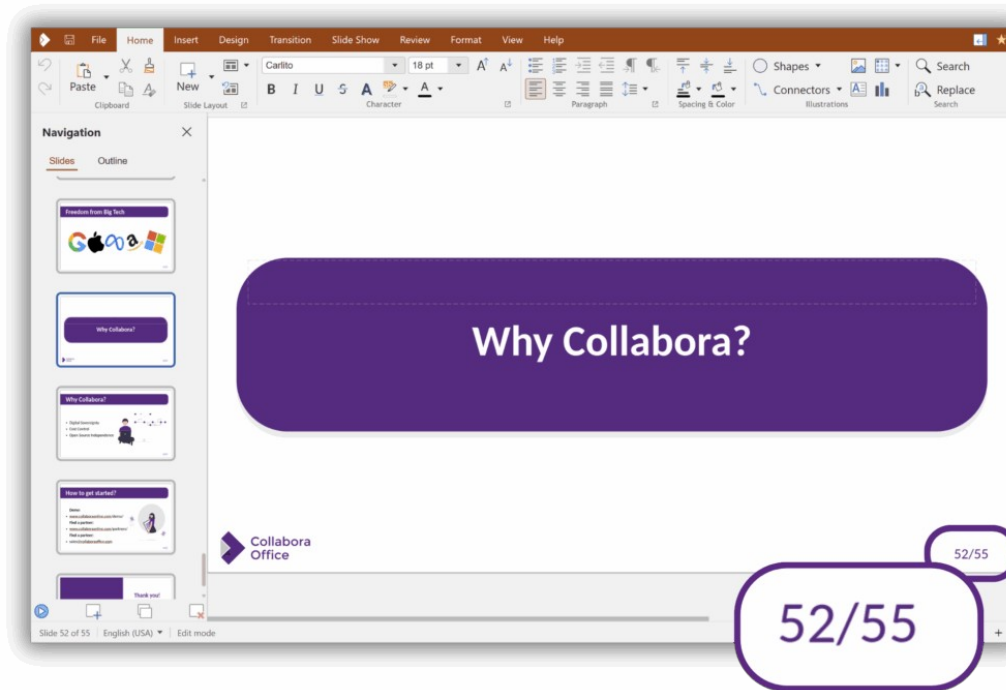


Standardize documents ...

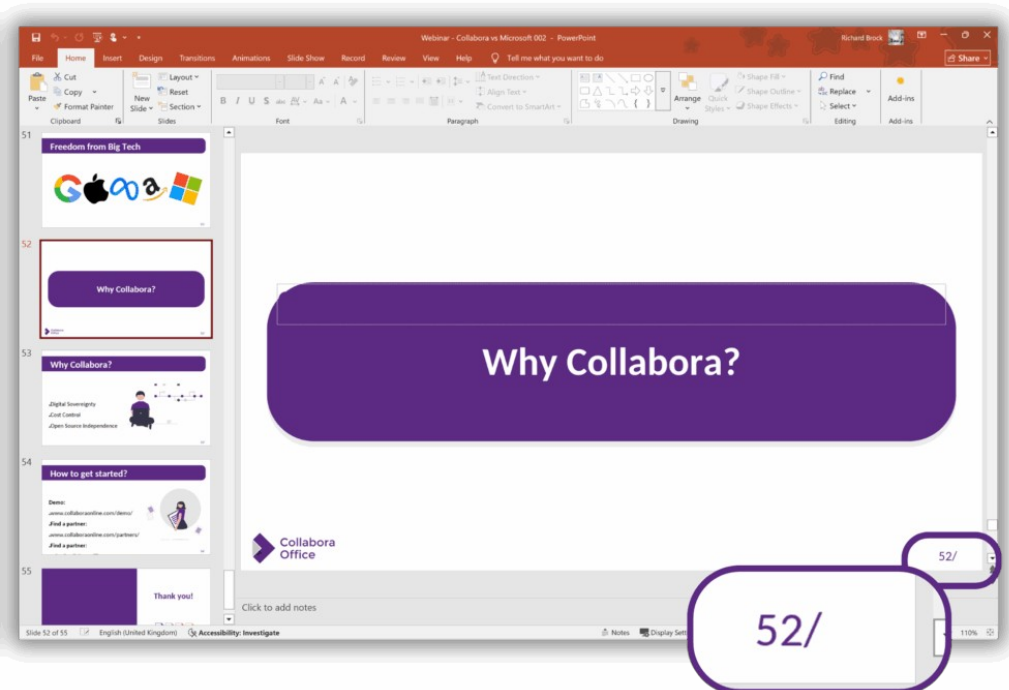
- Open Document Format
 - Genuine collaboration of vendors
 - Sun pioneered zipped-XML here vs. bit-packing
 - SXW → ODT: lots of improvements.
 - Ongoing work @ TC – COSM goodness
- Office Open XML – Dec 2005
 - Microsoft's model & legacy – poured onto paper.
 - ECMA standardization → a better description

Format fidelity mismatches ...

Where are my page numbers?!



Collabora Office

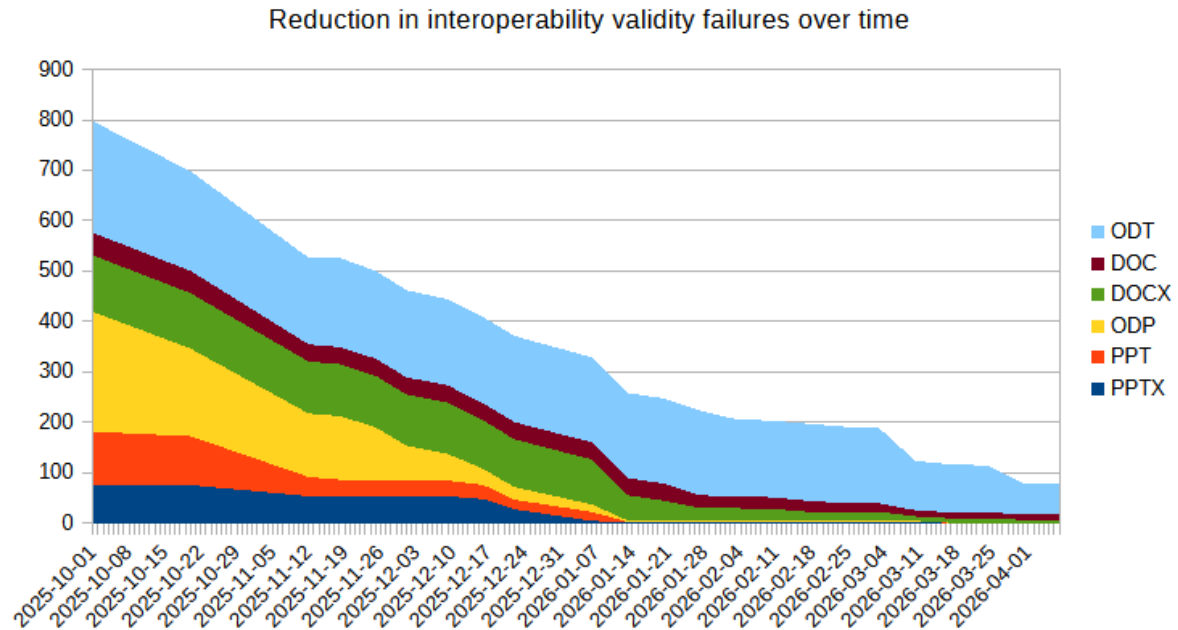


Microsoft PowerPoint

Systematic Interoperability work

Interop. commits in Collabora Online 25.04:

- Last four months: ~200 targetted interop fixes
- bug fixes & OOXML conformance wins from ~250k worst-docs ever.
 - Writing better Microsoft XML
 - Systematic metric chasing
 - Automated testing and bisection



But forget formats: what about collaboration ! ...

Just re-write it all – in Java,
with OP transforms or CRDT ...





Smart people say: re-write it in ...

*"We encourage the OpenOffice group to quickly build their version of a spread sheet or a word app using **JavaFX**," said **Larry Ellison***

https://www.theregister.com/2009/06/04/ellison_javafx_commitment/

Much simpler re-factor: UX win ... #1

Backing the new layout dialogs to native widgets:

- 1260+ glade-style XML 'ui' description files - 600k lines.

```
include/vcl/builder.hxx
```

```
Author: Caolán McNamara <caolanm@redhat.com>
```

```
Date: Mon Mar 26 12:15:22 2012 +0100
```

```
bootstrap a ui-previewer for rendering  
GtkBuilder xml with vcl widgets
```

```
Author: Caolán McNamara <caolanm@redhat.com>
```

```
Date: Tue Aug 26 15:56:30 2014 +0100
```

```
Dialogs no longer loaded from resource files.
```

**Multiple
person years
of the #1
developer +
helpers.**

Operational Transforms ...



Popularized by Google Wave - 2009 - 2012

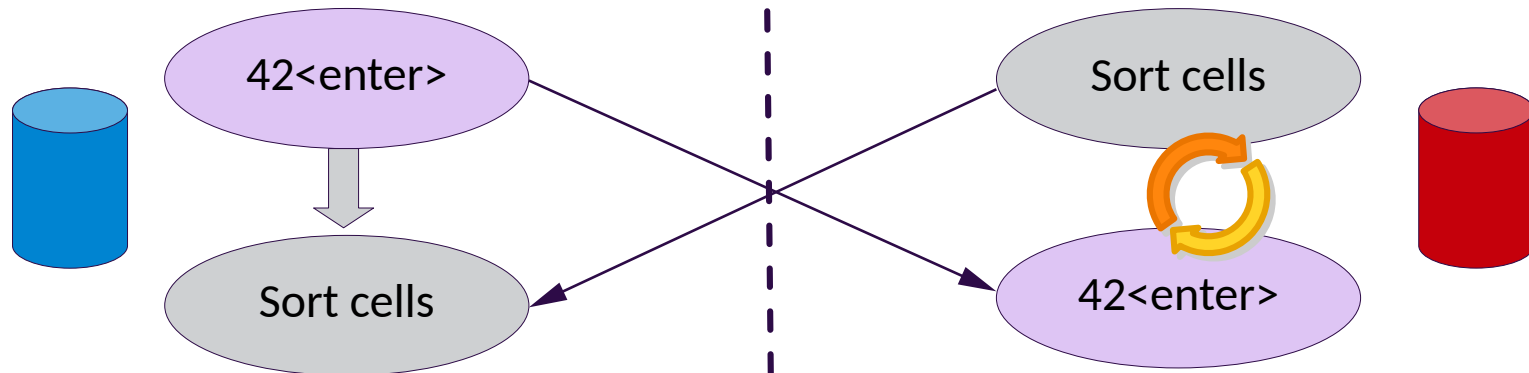
- Sent to Apache Wave → died 2018.

Re-write everything get 'undo' for free !

- Except - undo is already quite easy ...

Things to consider:
dependency chains,
INDIRECT,
asynchronous
calculation, random-
numbers, external data
sources, ***num-ops²***
programmer time

Spreadsheet Example



Conflict-free Replicated Data Types

The latest fashion

- Ideal for very simple flat text ... (perhaps markdown?)

Real documents:

- Files are a ZIP file-system
 - With embedded XML trees ~millions of nodes
 - Lots of implicit invariants / cross-tree linking
- Could it be done ?
 - JSON tree magic ...
 - GUIDs to manage and track structure

Nightmare for file-formats

- Where do you keep your extra GUIDS ? Nevermind all state to date ...

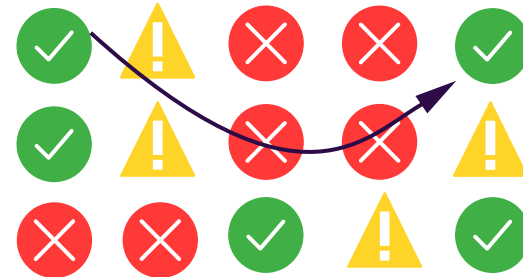
Conflicting constraints ...

Simple example: table cells

- You can set a minimum cell height – “*Must be **at least this big***”
- You can change the page size – “*I want to print on A6 paper*”

Our state space is more like this:

- Beware of invalid states
- Try to correct to adjacent valid ones



Much simpler re-factor: UX win ... #2

Back-ending the new layout dialogs to native widgets:

- Much smaller(?) set of widgets – a linear change ...

```
include/vcl/weld.hxx
```

Author: Caolán McNamara <caolanm@redhat.com>

Date: Tue Feb 13 17:41:03 2018 +0000

```
native dialog initial basis
```

**More multiple
person years
of the #1
developer +
helpers**

Finished - early 2020 for LibreOffice 6.4

- Now - native gtk3 ... !
- just in time for **gtk4**
 - which broke the threading model we assumed for 20 years

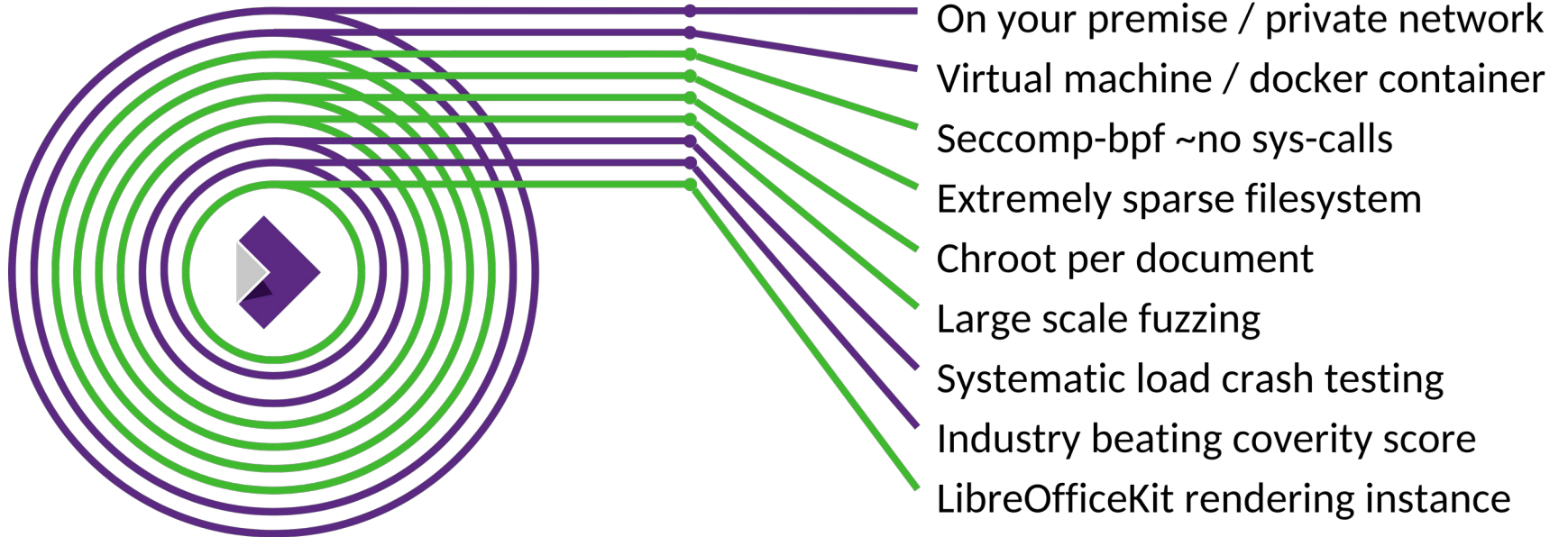
Foundation for JS dialogs ...

**“We do these things not
because they are easy,
but because we thought
they would be easy”**

Ignorance is bliss. But ... a plague
of new, simplified Office suites: not so much

Keeping such complexity secure ?

Our security onion ...



Custom Permissions



whether by tail slap or document repair dialogue — both nature and software find harmony.

4.2 Merge Conflicts in the Wild

In the forest, the tree will fall to one side. In a document, the text must also resolve to one final branch. Collabora Online ensures that edits are

synchronized in real-time, reducing friction and smoothing the current. Nulla stagnatio, nulla chaos.

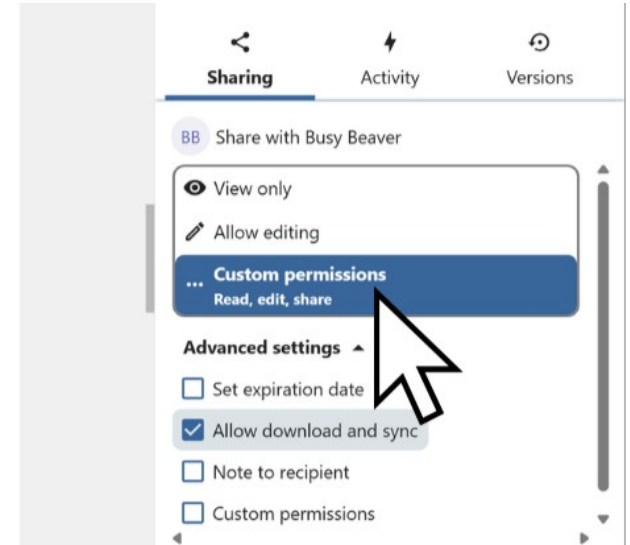

4.3 Consensus by Water Flow

Ultimately, the river decides. Likewise, in online editing, the flow of collaboration brings consensus. UI/UX improvements — contextual toolbars, responsive layouts, adaptive design — ensure that resolution feels natural, like water finding its way downhill.

5 Waterproof Collaboration: Multi-Tenant Lodges

5.1 Shared Spaces, Separate Rooms

Within one lodge, several families may co-exist.



User layer security

Protected Sections

The screenshot displays the Microsoft Word interface for a document named "Beaver Report.docx". The ribbon is set to "Insert", and the "Section" dropdown menu is open. The "Insert Section" dialog box is active, showing the "Section" tab. Under "New Section", the name "Section1" is entered. In the "Write Protection" section, both "Protect" and "With password" are checked. The "With password" option has a "Password" button next to it. An "Enter Password" dialog box is overlaid on top of the "Insert Section" dialog, prompting for a password. It includes a "Password" field with a masked input (dots), a "Confirm" field, and a note "(Minimum 5 characters)". The "Enter Password" dialog has "Help", "Cancel", and "OK" buttons. In the background, a table of contents is visible on the left, and a blue highlighted section titled "TLS" is visible on the right, containing text about security and encryption.

Navigation

Search...

Outline Results

Headings

- 1 Introduction: Why Beavers and Editors? 3
- 2 Dams as Natural Version Control 3
- 3 Beaver vs Document Editor Table 4
- 4 Chewing Through Branches: Conflict Resolution 5
- 5 Waterproof Collaboration: Multi-Tenant Lodges 5
- 6 Beaver vs Document Editor Chart 6
- 7 Security by Nature: Teeth, Traps, and TLS 6

Section

Text

Formatting Mark

Symbols

Section1

Write Protection

- Protect
- With password

Password

Enter Password

Password

Password:

Confirm:

(Minimum 5 characters)

Help Cancel OK

Beaver Report.docx

Image Shapes Hyperlink

Page Break Title Page Table

Page

Section

Text

Formatting Mark

Symbols

Introduction: Why Beavers and Editors? 3

Dams as Natural Version Control 3

Beaver vs Document Editor Table 4

Chewing Through Branches: Conflict Resolution 5

Waterproof Collaboration: Multi-Tenant Lodges 5

Beaver vs Document Editor Chart 6

Security by Nature: Teeth, Traps, and TLS 6

Introduction

Conclusion

Firewalls

securitas servatur.

Protected Sheets

Protect Sheet

Protect this sheet and the contents of protected cells

Password:

Confirm:

Allow all users of this sheet to:

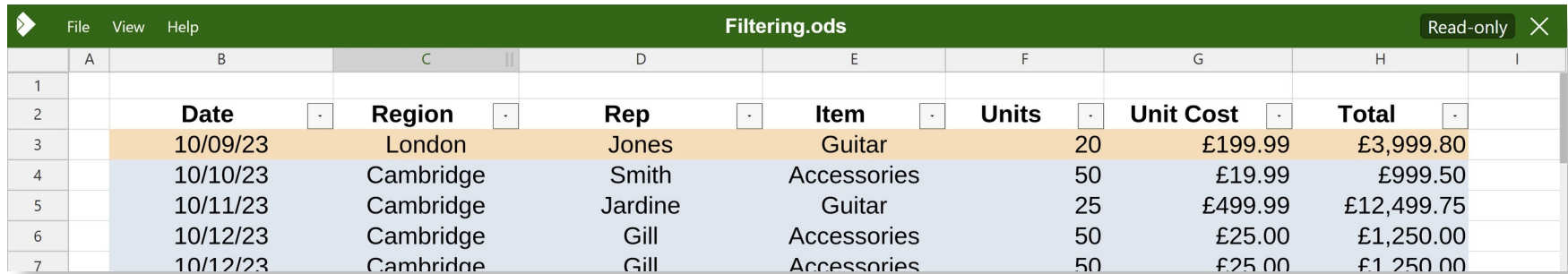
- Select protected cells
- Select unprotected cells
- Insert columns
- Insert rows
- Delete columns with unprotected cells
- Delete rows with unprotected cells

Buttons: Help, Cancel, OK

| NBN Atlas record ID | Occurrence ID | Licence | Risk |
|-------------------------------|----------------|---------|------|
| ee3f26d5-3285-48c6-8461-60964 | 13263131 | CC-BY | Th |
| f881c67b-f896-4dda | 21 | OGL | Na |
| 9f439e22-efce-421a | 25 | OGL | Na |
| 9d263a2d-0ee8-4ca | CI000166000E30 | CC-BY | Hig |
| 8a3bf7db-a5a0-466 | 23 | OGL | Na |
| 7b0a75a5-8abb-4e0 | 20 | OGL | Na |
| 67e07086-4c4d-4f5 | CI000166000E73 | CC-BY | Hig |
| ffbdbd2b-962f-4720 | 3210 | OGL | Na |
| ff541af1-bfa0-448b | 3191 | OGL | Na |
| fe034c56-f4da-4180 | 10 | OGL | Na |
| fd2f4d63-eb7a-4dc0 | 3004 | OGL | Na |
| fc161a1b-87a1-4f0a | 3044 | OGL | Na |
| fb202947-a9f9-43d0 | 6061 | C | |
| f8b1e978-207f-4180 | 4353 | C | |
| f88041be-0f58-4d6b | 6030 | C | |
| f87bc131-04d9-416 | 6097 | C | |
| f7f89f4b-1044-4c58 | 3034 | C | |
| f7158ecd-8b47-4bd | 6058 | C | |
| f70af634-cd15-4ee7 | 4354 | C | |
| fc6e604-4e68-40b | 3145 | C | |

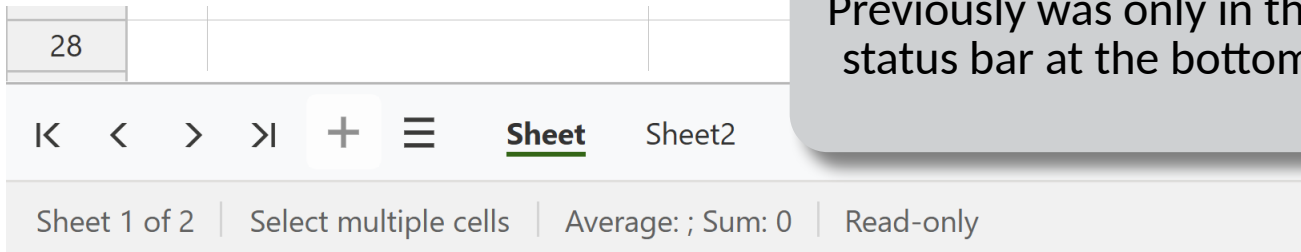
Read-only UI

New colourful label. Allows the user to switch from one mode to another (with permission)



| | A | B | C | D | E | F | G | H | I |
|---|---|-------------|---------------|------------|-------------|--------------|------------------|--------------|---|
| 1 | | | | | | | | | |
| 2 | | Date | Region | Rep | Item | Units | Unit Cost | Total | |
| 3 | | 10/09/23 | London | Jones | Guitar | 20 | £199.99 | £3,999.80 | |
| 4 | | 10/10/23 | Cambridge | Smith | Accessories | 50 | £19.99 | £999.50 | |
| 5 | | 10/11/23 | Cambridge | Jardine | Guitar | 25 | £499.99 | £12,499.75 | |
| 6 | | 10/12/23 | Cambridge | Gill | Accessories | 50 | £25.00 | £1,250.00 | |
| 7 | | 10/12/23 | Cambridge | Gill | Accessories | 50 | £25.00 | £1,250.00 | |

Previously was only in the status bar at the bottom



28

Navigation icons: Home, Left, Right, End, Add, Menu

Sheet Sheet2

Sheet 1 of 2 | Select multiple cells | Average: ; Sum: 0 | Read-only

Simple Switching

Editing

Share

Viewing Mode

Editing Mode

Viewing

Viewing Mode

Editing Mode

Prevent accidental edits

1 Introduction: Why Beavers and Ed...

1.1 Shared Habitats, Shared Documen...

Beavers live communally, sharing rivers and lodges to achiev... Likewise, Collabora Online thrives where many users enter window — to collaborate on a single document. Nulla labor s... like concentric waves in a pond.

1.2 Lodges and Log-ins

A beaver lodge has multiple entrances — some visible, some hidden under water. Document

Recovering Sovereignty While not loosing your mind ...

On-selection Formatting Popup

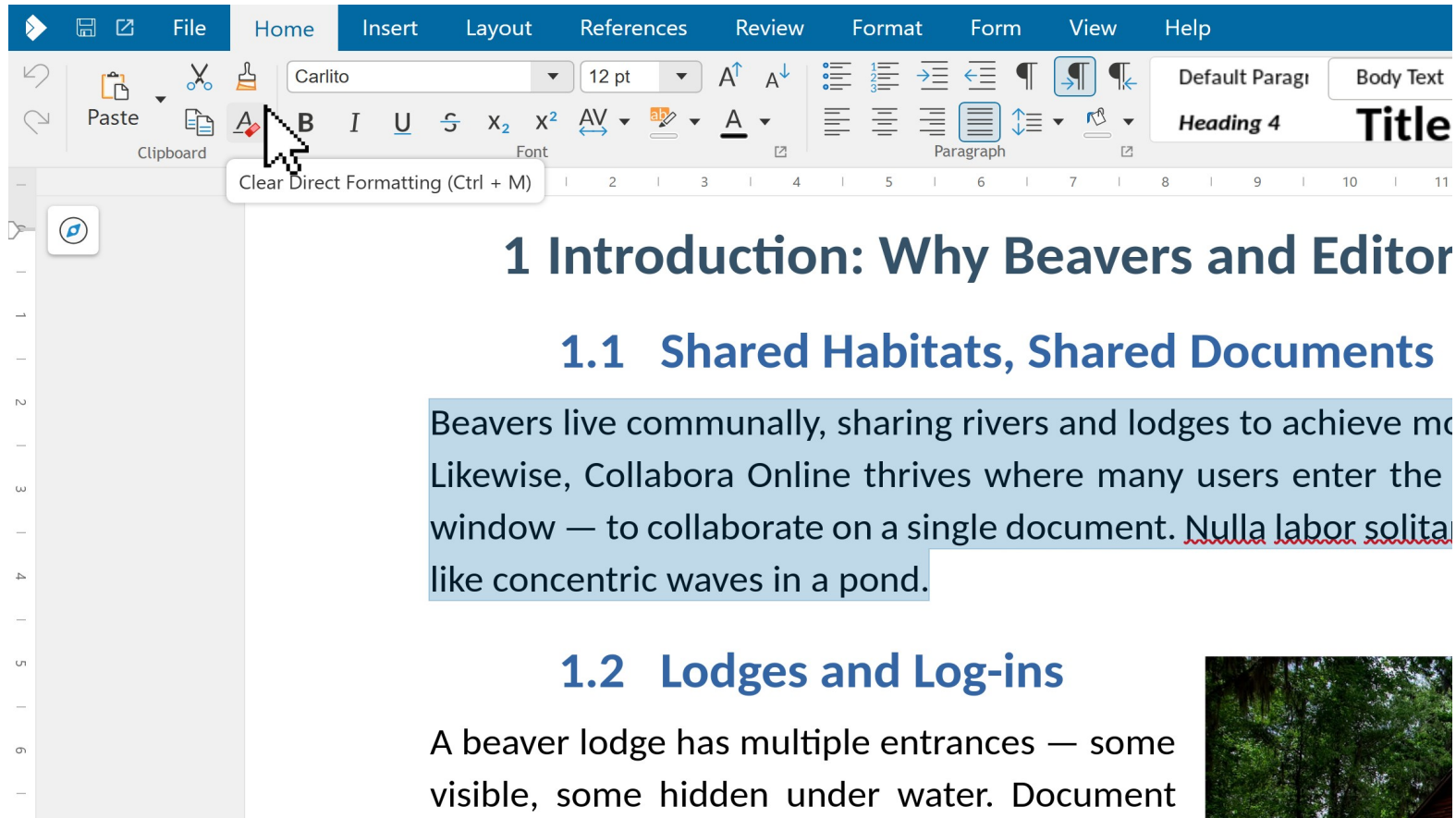
Formatting popup

popup appears right next to the selected text.



underline, font family/**size**, colour, and more. No trackball, it's closer, and it fades away when you're done.

Improving Discoverability




1 Introduction: Why Beavers and Editor

1.1 Shared Habitats, Shared Documents

Beavers live communally, sharing rivers and lodges to achieve mo Likewise, Collabora Online thrives where many users enter the window — to collaborate on a single document. Nulla labor solita like concentric waves in a pond.

1.2 Lodges and Log-ins

A beaver lodge has multiple entrances — some visible, some hidden under water. Document



Two-Page View

The screenshot shows Microsoft Word in Two-Page View. The document is titled "Beaver Report.docx" and is in "Editing" mode. The ribbon includes File, Home, Insert, Layout, References, Review, Format, Form, View, and Help. The status bar at the bottom indicates "Page 5 of 7", "1,170 words, 7,953 characters", and "English (UK)".

Page 5 of 7:

- 4 Chewing Through Branches: Conflict Resolution**
 - 4.1 Parallel Gnaws, Parallel Edits**

Two beavers may gnaw the same tree; two users may edit the same document. Conflicts fit inevitability. Yet with structured negotiation — whether by tail slap or document repair dialogue — both nature and software find harmony.
 - 4.2 Merge Conflicts in the Wild**

In the forest, the tree will fall to one side. In a document, the text must also resolve to one final branch. Collabora Online ensures that edits are synchronized in real-time, reducing friction and smoothing the current. Nulla stagnatio, nulla chaos.
 - 4.3 Consensus by Water Flow**

Ultimately, the river decides. Likewise, in online editing, the flow of collaboration brings consensus. UI/UX improvements — contextual toolbars, responsive layouts, adaptive design — ensure that resolution feels natural, like water finding its way downhill.
 - 5 Waterproof Collaboration: Multi-Tenant Lodges**
 - 5.1 Shared Spaces, Separate Rooms**

Within one lodge, several families may co-exist. Within one Collabora Online deployment, multiple organizations cohabit the same containerized infrastructure. Each has its room, yet all benefit from shared stability. Multi-tenant ipsum, semper integritatum.
 - 5.2 Stateless Streams**

Beaver dams store water, but not memory; the current always moves. In scalloped editing, state is distributed and recoverable, not tied to a single machine. This allows scalability; lodges can grow, clusters can expand, rivers can widen without losing flow.

Page 6 of 7:

- 5.3 Always Online, Always Afloat**

A good lodge resists floods; a good platform resists downtime. Collabora Online is designed for high availability: documents remain accessible, edits propagate instantly, users float together even across turbulent waters.
- 6 Beaver vs Document Editor Chart**

| Category | Beavers | Collabora Online | Competitors |
|------------------|---------|------------------|-------------|
| Scalability | High | Low | Low |
| Collaboration | High | High | Low |
| Security | High | Low | Low |
| Interoperability | High | Low | Low |
- 7 Security by Nature: Teeth, Trees, and TLS**
 - 7.1 Incisors as Intrusion Detection**

Beaver incisors grow continuously, sharpened to defend against threats. In digital collaboration, TLS encryption and container isolation function the same way: ever-ready, ever-strong, guarding the lodge from intrusion.
 - 7.2 Mud Walls and Firewalls**

Beavers reinforce lodges with mud, sealing cracks and gaps. In technology, firewalls and layered access controls protect against breaches. Ubi cauda tunditur, ibi securitas servatur.

Intelligent Switching Tabs

File Home Insert Page Layout Formulas Data Review Format View Table Design Help Beaver Data NBN Atlas 2020-2025 (1).xlsx

Remove Table Header Row Banded Rows First Column Filter Buttons Total Row Banded Columns Last Column Table Style Medium 3

Table Style Options

B5 \sum \times \div \sqrt{x} NBN Atlas record ID

1
2
3
4
5
6
7
8
9
10
11
12
13
14
15
16
17
18
19
20
21
22
23
24
25
26
27
28
29
30
31
32
33
34
35
36
37
38
39
40
41
42
43
44
45
46
47
48
49
50
51
52
53
54
55
56
57
58
59
60
61
62
63
64
65
66
67

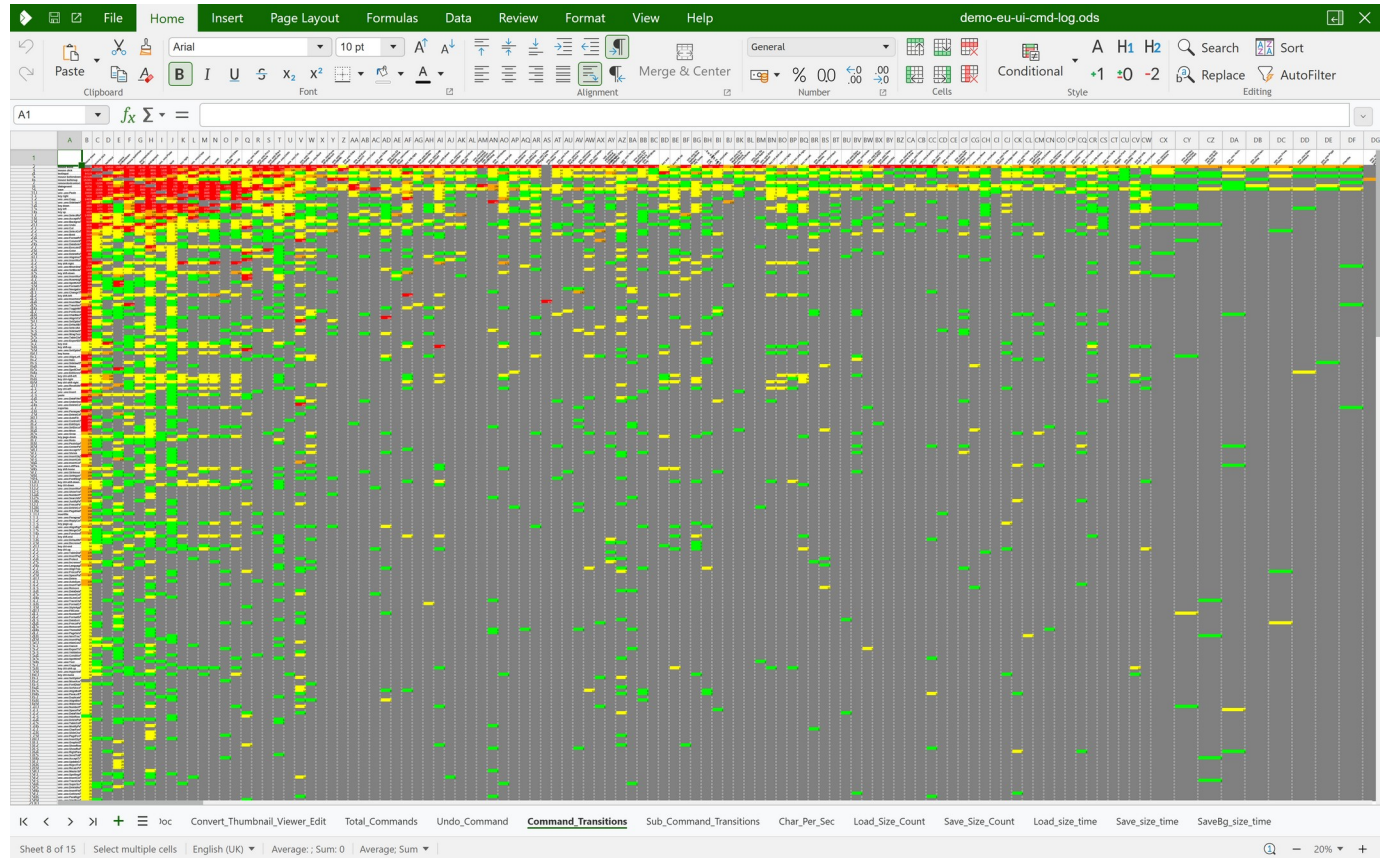
NBN Trust 2025. The National Biodiversity Network (NBN) Atlas. <https://nbnatlas.org/>
 NBN Atlas occurrence spreadsheet at <https://nbnatlas.org/> accessed on 27th October 2025
 North Wales Environmental Information Service, Environment Agency, Gloucestershire Centre for Environmental Records, Highland Biological Recording Group, Mammal Society, Invertebrate Biodiversity Network, National Trust, NatureScot for Scotland, Natural England, Natural History Museum, London, Natural Resources Centre, NatureScot, Orkney Wildlife Recording Group, Outer Hebrides Biological Recording, Royal Horticultural Society, Scottish Biodiversity Centre, Scottish Wildlife Trust, Sussex Biodiversity Record Centre, The Wildlife Information Centre.

| Atlas record ID | Occurrence ID | License | Rightsholder | Data Colour | Data Colour | Data Colour | Data Colour | Data Colour | Scientific name | Taxon | Commo | Species ID (TVK) | Rank | Status | Start date | Start date | Start date | Latitude (WGS84) | Latitude (WGS84) | de | ate | | | |
|-----------------|---------------|---------|--------------|-------------|-------------|-------------|-------------|-------------|---------------------------|----------------|--------|------------------|---------|---------|------------|------------|------------|------------------|------------------|-----------|-----------|----------|----------|-----|
| ID | Occurrence ID | License | older | Scale 2 | Bar 3 | Bar 4 | Bar 5 | Bar 6 | name | author | code | name | rank | status | start date | day | month | year | Locality | OSGR | places | nty (m) | | |
| 6 | ae262d7 | CC-BY | The Mammal | 49.86 | 10.97 | 10.81 | 96.77 | | Caster fiber | Linnaeus, 1758 | Beaver | NBNVS000 | species | present | 2020-04-25 | 25 | 4 | 2020 | N52786915 | 96.144896 | 56.14 | -3.84435 | 7.1 | |
| 7 | 8913d7f | CC-BY | NatureScot | 17.89 | 19.93 | 70.89 | 49.81 | | Caster fiber | Linnaeus, 1758 | Beaver | NBNVS000 | species | present | 2020-09-19 | 19 | 9 | 2020 | Muckle Burn | N02226500 | 56.734541 | 56.73 | -3.27251 | 0.7 |
| 8 | 943e2c2 | CC-BY | Highland Bn | 58.09 | 47.96 | 39.42 | 66.49 | | Caster fiber | Linnaeus, 1758 | Beaver | NBNVS000 | species | present | 2020-09-19 | 19 | 9 | 2020 | Muckle Burn | N02226500 | 56.734541 | 56.73 | -3.27251 | 0.7 |
| 9 | 9c2637a | CC-BY | Highland Bn | 58.09 | 47.96 | 39.42 | 66.49 | | Caster fiber | Linnaeus, 1758 | Beaver | NBNVS000 | species | present | 2020-09-19 | 19 | 9 | 2020 | Muckle Burn | N02226500 | 56.734541 | 56.73 | -3.27251 | 0.7 |
| 10 | 83c8f7d | CC-BY | NatureScot | 68.45 | 49.08 | 96.02 | 10.01 | | Caster fiber | Linnaeus, 1758 | Beaver | NBNVS000 | species | present | 2020-09-19 | 19 | 9 | 2020 | Muckle Burn | N02226500 | 56.734541 | 56.73 | -3.27251 | 0.7 |
| 11 | 70a377b | CC-BY | NatureScot | 16.07 | 55.24 | 98.97 | 63.87 | | Caster fiber | Linnaeus, 1758 | Beaver | NBNVS000 | species | present | 2020-09-19 | 19 | 9 | 2020 | Muckle Burn | N02226500 | 56.734541 | 56.73 | -3.27251 | 0.7 |
| 12 | 676070f | CC-BY | Highland Bn | 16.07 | 55.24 | 98.97 | 63.87 | | Hydrophilus sp(Fr.) P. K. | | | | | | | | | | | | | | | |
| 13 | fb0e2d2-9c2 | CC-BY | NatureScot | 22.65 | 5.19 | 88.00 | 34.18 | | Caster fiber | Linnaeus, 1758 | Beaver | NBNVS000 | species | present | 2020-09-19 | 19 | 9 | 2020 | Muckle Burn | N02226500 | 56.734541 | 56.73 | -3.27251 | 0.7 |
| 14 | fc1411e | CC-BY | NatureScot | 31.81 | 20.13 | 72.17 | 2.17 | | Caster fiber | Linnaeus, 1758 | Beaver | NBNVS000 | species | present | 2020-09-19 | 19 | 9 | 2020 | Muckle Burn | N02226500 | 56.734541 | 56.73 | -3.27251 | 0.7 |
| 15 | 1e0345e-44d | CC-BY | NatureScot | 31.81 | 20.13 | 72.17 | 2.17 | | Caster fiber | Linnaeus, 1758 | Beaver | NBNVS000 | species | present | 2020-09-19 | 19 | 9 | 2020 | Muckle Burn | N02226500 | 56.734541 | 56.73 | -3.27251 | 0.7 |
| 16 | 825166e-8b3 | CC-BY | NatureScot | 31.81 | 20.13 | 72.17 | 2.17 | | Caster fiber | Linnaeus, 1758 | Beaver | NBNVS000 | species | present | 2020-09-19 | 19 | 9 | 2020 | Muckle Burn | N02226500 | 56.734541 | 56.73 | -3.27251 | 0.7 |
| 17 | 1c11a11-87a | CC-BY | NatureScot | 10.53 | 1.04 | 79.17 | 60.32 | | Caster fiber | Linnaeus, 1758 | Beaver | NBNVS000 | species | present | 2020-09-19 | 19 | 9 | 2020 | Muckle Burn | N02226500 | 56.734541 | 56.73 | -3.27251 | 0.7 |
| 18 | 8202947-899 | CC-BY | NatureScot | 69.88 | 68.62 | 92.27 | 7.93 | | Caster fiber | Linnaeus, 1758 | Beaver | NBNVS000 | species | present | 2020-09-19 | 19 | 9 | 2020 | Muckle Burn | N02226500 | 56.734541 | 56.73 | -3.27251 | 0.7 |
| 19 | 8191475-203 | CC-BY | NatureScot | 62.54 | 11.19 | 74.69 | 49.75 | | Caster fiber | Linnaeus, 1758 | Beaver | NBNVS000 | species | present | 2020-09-19 | 19 | 9 | 2020 | Muckle Burn | N02226500 | 56.734541 | 56.73 | -3.27251 | 0.7 |
| 20 | 88041be-05d | CC-BY | NatureScot | 81.91 | 35.04 | 34.55 | 38.13 | | Caster fiber | Linnaeus, 1758 | Beaver | NBNVS000 | species | present | 2020-09-19 | 19 | 9 | 2020 | Muckle Burn | N02226500 | 56.734541 | 56.73 | -3.27251 | 0.7 |
| 21 | 878e131-04d | CC-BY | NatureScot | 61.58 | 58.75 | 68.17 | 11.53 | | Caster fiber | Linnaeus, 1758 | Beaver | NBNVS000 | species | present | 2020-09-19 | 19 | 9 | 2020 | Muckle Burn | N02226500 | 56.734541 | 56.73 | -3.27251 | 0.7 |
| 22 | 7f89f4b-104 | CC-BY | NatureScot | 38.24 | 93.22 | 58.46 | 24.91 | | Caster fiber | Linnaeus, 1758 | Beaver | NBNVS000 | species | present | 2020-09-19 | 19 | 9 | 2020 | Muckle Burn | N02226500 | 56.734541 | 56.73 | -3.27251 | 0.7 |
| 23 | 7f158c0-87a | CC-BY | NatureScot | 88.83 | 38.49 | 45.64 | 63.69 | | Caster fiber | Linnaeus, 1758 | Beaver | NBNVS000 | species | present | 2020-09-19 | 19 | 9 | 2020 | Muckle Burn | N02226500 | 56.734541 | 56.73 | -3.27251 | 0.7 |
| 24 | 7f0a84c-01d | CC-BY | NatureScot | 11.63 | 21.20 | 42.04 | 69.64 | | Caster fiber | Linnaeus, 1758 | Beaver | NBNVS000 | species | present | 2020-09-19 | 19 | 9 | 2020 | Muckle Burn | N02226500 | 56.734541 | 56.73 | -3.27251 | 0.7 |
| 25 | 7f0e004-4ed | CC-BY | NatureScot | 76.87 | 76.38 | 69.43 | 78.89 | | Caster fiber | Linnaeus, 1758 | Beaver | NBNVS000 | species | present | 2020-09-19 | 19 | 9 | 2020 | Muckle Burn | N02226500 | 56.734541 | 56.73 | -3.27251 | 0.7 |
| 26 | 7e4769b-8ad | CC-BY | NatureScot | 21.71 | 69.73 | 15.81 | 41.12 | | Caster fiber | Linnaeus, 1758 | Beaver | NBNVS000 | species | present | 2020-09-19 | 19 | 9 | 2020 | Muckle Burn | N02226500 | 56.734541 | 56.73 | -3.27251 | 0.7 |
| 27 | 7e40061-38d | CC-BY | NatureScot | 19.20 | 18.95 | 9.30 | 53.43 | | Caster fiber | Linnaeus, 1758 | Beaver | NBNVS000 | species | present | 2020-09-19 | 19 | 9 | 2020 | Muckle Burn | N02226500 | 56.734541 | 56.73 | -3.27251 | 0.7 |
| 28 | 7b9750c-c0d | CC-BY | NatureScot | 46.80 | 82.92 | 37.88 | 57.85 | | Caster fiber | Linnaeus, 1758 | Beaver | NBNVS000 | species | present | 2020-09-19 | 19 | 9 | 2020 | Muckle Burn | N02226500 | 56.734541 | 56.73 | -3.27251 | 0.7 |
| 29 | 7d1117f-47d | CC-BY | NatureScot | 49.98 | 60.04 | 88.89 | 20.39 | | Caster fiber | Linnaeus, 1758 | Beaver | NBNVS000 | species | present | 2020-09-19 | 19 | 9 | 2020 | Muckle Burn | N02226500 | 56.734541 | 56.73 | -3.27251 | 0.7 |
| 30 | 7d7a8b7-84d | CC-BY | NatureScot | 5.69 | 55.93 | 77.52 | 76.56 | | Caster fiber | Linnaeus, 1758 | Beaver | NBNVS000 | species | present | 2020-09-19 | 19 | 9 | 2020 | Muckle Burn | N02226500 | 56.734541 | 56.73 | -3.27251 | 0.7 |
| 31 | 78a7e7-511 | CC-BY | NatureScot | 61.83 | 54.34 | 87.76 | | | Caster fiber | Linnaeus, 1758 | Beaver | NBNVS000 | species | present | 2020-09-19 | 19 | 9 | 2020 | Muckle Burn | N02226500 | 56.734541 | 56.73 | -3.27251 | 0.7 |
| 32 | 7886632-10d | CC-BY | NatureScot | 72.25 | 9.75 | 69.18 | 1.92 | | Caster fiber | Linnaeus, 1758 | Beaver | NBNVS000 | species | present | 2020-09-19 | 19 | 9 | 2020 | Muckle Burn | N02226500 | 56.734541 | 56.73 | -3.27251 | 0.7 |
| 33 | 7f119c0-18d | CC-BY | NatureScot | 63.27 | 56.34 | 7.28 | 99.89 | | Caster fiber | Linnaeus, 1758 | Beaver | NBNVS000 | species | present | 2020-09-19 | 19 | 9 | 2020 | Muckle Burn | N02226500 | 56.734541 | 56.73 | -3.27251 | 0.7 |
| 34 | 7f8e17b-8bd | CC-BY | NatureScot | 67.74 | 77.74 | 1.51 | 50.89 | | Caster fiber | Linnaeus, 1758 | Beaver | NBNVS000 | species | present | 2020-09-19 | 19 | 9 | 2020 | Muckle Burn | N02226500 | 56.734541 | 56.73 | -3.27251 | 0.7 |
| 35 | 7f12154-5e7 | CC-BY | NatureScot | 58.22 | 61.66 | 70.03 | 21.62 | | Caster fiber | Linnaeus, 1758 | Beaver | NBNVS000 | species | present | 2020-09-19 | 19 | 9 | 2020 | Muckle Burn | N02226500 | 56.734541 | 56.73 | -3.27251 | 0.7 |
| 36 | 7f8e47f-81d | CC-BY | NatureScot | 41.96 | 22.33 | 3.19 | | | Caster fiber | Linnaeus, 1758 | Beaver | NBNVS000 | species | present | 2020-09-19 | 19 | 9 | 2020 | Muckle Burn | N02226500 | 56.734541 | 56.73 | -3.27251 | 0.7 |
| 37 | 8003558-2ad | CC-BY | NatureScot | 4.14 | 24.96 | 49.74 | 70.16 | | Caster fiber | Linnaeus, 1758 | Beaver | NBNVS000 | species | present | 2020-09-19 | 19 | 9 | 2020 | Muckle Burn | N02226500 | 56.734541 | 56.73 | -3.27251 | 0.7 |
| 38 | 8e1548f-c0d | CC-BY | NatureScot | 17.90 | 66.08 | 64.50 | 36.38 | | Caster fiber | Linnaeus, 1758 | Beaver | NBNVS000 | species | present | 2020-09-19 | 19 | 9 | 2020 | Muckle Burn | N02226500 | 56.734541 | 56.73 | -3.27251 | 0.7 |
| 39 | 8e0e0c2-c0d | CC-BY | NatureScot | 19.90 | 23.31 | 74.10 | 10.13 | | Caster fiber | Linnaeus, 1758 | Beaver | NBNVS000 | species | present | 2020-09-19 | 19 | 9 | 2020 | Muckle Burn | N02226500 | 56.734541 | 56.73 | -3.27251 | 0.7 |
| 40 | 8e32928-1af | CC-BY | NatureScot | 33.80 | 41.80 | 88.46 | 87.03 | | Caster fiber | Linnaeus, 1758 | Beaver | NBNVS000 | species | present | 2020-09-19 | 19 | 9 | 2020 | Muckle Burn | N02226500 | 56.734541 | 56.73 | -3.27251 | 0.7 |
| 41 | 8e02921-f1a | CC-BY | NatureScot | 59.00 | 51.00 | 87.53 | | | Caster fiber | Linnaeus, 1758 | Beaver | NBNVS000 | species | present | 2020-09-19 | 19 | 9 | 2020 | Muckle Burn | N02226500 | 56.734541 | 56.73 | -3.27251 | 0.7 |
| 42 | 8e846e1-c3d | CC-BY | NatureScot | 58.99 | 46.58 | 93.93 | 65.13 | | Caster fiber | Linnaeus, 1758 | Beaver | NBNVS000 | species | present | 2020-09-19 | 19 | 9 | 2020 | Muckle Burn | N02226500 | 56.734541 | 56.73 | -3.27251 | 0.7 |
| 43 | 878e131-04d | CC-BY | NatureScot | 45.65 | 11.72 | 74.37 | 35.87 | | Caster fiber | Linnaeus, 1758 | Beaver | NBNVS000 | species | present | 2020-09-19 | 19 | 9 | 2020 | Muckle Burn | N02226500 | 56.734541 | 56.73 | -3.27251 | 0.7 |
| 44 | 8718900-c0d | CC-BY | NatureScot | 82.14 | 86.41 | 77.10 | 90.10 | | Caster fiber | Linnaeus, 1758 | Beaver | NBNVS000 | species | present | 2020-09-19 | 19 | 9 | 2020 | Muckle Burn | N02226500 | 56.734541 | 56.73 | -3.27251 | 0.7 |
| 45 | 8e0e0c2-c0d | CC-BY | NatureScot | 89.31 | 57.58 | 91.26 | 49.18 | | Caster fiber | Linnaeus, 1758 | Beaver | NBNVS000 | species | present | 2020-09-19 | 19 | 9 | 2020 | Muckle Burn | N02226500 | 56.734541 | 56.73 | -3.27251 | 0.7 |
| 46 | 8e0e0c2-c0d | CC-BY | NatureScot | 64.97 | 84.49 | 34.52 | | | Caster fiber | Linnaeus, 1758 | Beaver | NBNVS000 | species | present | 2020-09-19 | 19 | 9 | 2020 | Muckle Burn | N02226500 | 56.734541 | 56.73 | -3.27251 | 0.7 |
| 47 | 8e0e0c2-c0d | CC-BY | NatureScot | 48.29 | 24.01 | 44.65 | 43.17 | | Caster fiber | Linnaeus, 1758 | Beaver | NBNVS000 | species | present | 2020-09-19 | 19 | 9 | 2020 | Muckle Burn | N02226500 | 56.734541 | 56.73 | -3.27251 | 0.7 |
| 48 | 8e0e0c2-c0d | CC-BY | NatureScot | 12.28 | 21.11 | 72.25 | 81.01 | | Caster fiber | Linnaeus, 1758 | Beaver | NBNVS000 | species | present | 2020-09-19 | 19 | 9 | 2020 | Muckle Burn | N02226500 | 56.734541 | 56.73 | -3.27251 | 0.7 |
| 49 | 8e0e0c2-c0d | CC-BY | | | | | | | | | | | | | | | | | | | | | | |

Data-driven Changes

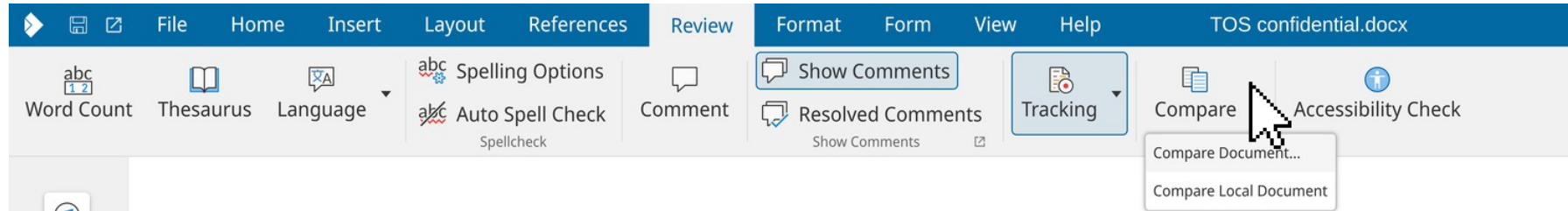
| | mouse move | mouse click | textinput | mouse buttondown | mouse buttonup | removetextc ontext | dialogevent | uno .uno:Pa ste | save | key right | uno .uno:Copy | |
|----|-------------------|-------------|-----------|---------------------|-------------------|-----------------------|-------------|--------------------|-------|-----------|---------------|-------|
| 1 | | | | | | | | | | | | |
| 2 | mouse move | 0 | 341146 | 124519 | 158507 | 122222 | 28762 | 29919 | 43046 | 23845 | 6931 | 29123 |
| 3 | mouse click | 439373 | 0 | 6665 | 238 | 3869 | 1737 | 8991 | 1628 | 2132 | 159 | 746 |
| 4 | textinput | 84119 | 43104 | 0 | 43 | 3746 | 81637 | 9625 | 1703 | 4582 | 16147 | 24 |
| 5 | mouse buttondown | 152108 | 0 | 3112 | 13591 | 5589 | 813 | 1041 | 990 | 114 | 90 | 701 |
| 6 | mouse buttonup | 152361 | 1264 | 59 | 0 | 0 | 43 | 193 | 29 | 208 | 7 | 66 |
| 7 | removetextcontext | 26370 | 11226 | 65965 | 25 | 2653 | 0 | 9764 | 333 | 722 | 3543 | 36 |
| 8 | dialogevent | 46756 | 7346 | 9022 | 132 | 477 | 2519 | 0 | 1355 | 678 | 317 | 2055 |
| 9 | save | 6690 | 19309 | 8695 | 659 | 4477 | 3863 | 3617 | 2119 | 8797 | 1140 | 2756 |
| 10 | uno .uno:Paste | 18434 | 22395 | 2035 | 999 | 2650 | 544 | 2189 | 0 | 461 | 1008 | 171 |
| 11 | key right | 5409 | 1876 | 17057 | 5 | 161 | 1776 | 293 | 1905 | 447 | 0 | 301 |
| 12 | uno .uno:Copy | 14838 | 11877 | 53 | 2679 | 3423 | 6 | 5278 | 66 | 173 | 279 | 0 |
| 13 | uno .uno:SidebarH | 1875 | 17 | 2 | 0 | 19 | 0 | 648 | 0 | 8 | 0 | 1 |
| 14 | key down | 2885 | 1277 | 9753 | 2 | 166 | 975 | 300 | 2277 | 305 | 2367 | 2577 |
| 15 | key left | 4414 | 1474 | 4358 | 2 | 114 | 687 | 328 | 640 | 468 | 8485 | 108 |
| 16 | key up | 1623 | 773 | 7941 | 4 | 65 | 565 | 106 | 474 | 195 | 3328 | 296 |
| 17 | uno .uno:SelectRo | 14998 | 36 | 27 | 50 | 209 | 21 | 127 | 115 | 73 | 4 | 184 |
| 18 | uno .uno:AcceptFo | 5193 | 83 | 688 | 21 | 2 | 125 | 2492 | 362 | 2464 | 36 | 2263 |
| 19 | uno .uno:Backrou | 9239 | 60 | 5 | 33 | 4 | 2 | 22 | 1 | 181 | 74 | 0 |

Data-driven Changes



Some Recent Updates

Document Comparison



NOTICE OF TERMS AND CONDITIONS OF SERVICE

February 5th

1. Introductory Provisions: By utilizing the Services, you (hereinafter referred to as "User") acknowledge that you hav ~~ehave~~ read, comprehend, and acquiesce to be bound by the Terms of Service (hereinafter referred to as "TOS"), as well as any supplementary guidelines, policies, or operational parameters that may be promulgated from time to time.

2. Definitions and Interpretations: For the purposes of these TOS, the following terminology shall be construed as follows: "Services" shall denote the entirety of functionalities, utilities, amenities provided by the Service Provider; "Service Provider" shall refer to the entity responsible for the administration, maintenance, and provision of the Services; "User Content" shall denote

Document Comparison

The screenshot displays the Microsoft Word interface with the Document Comparison tool active. The ribbon includes File, Home, Insert, Layout, References, Review, Format, Form, View, and Help. The document title is 'TOS confidential.docx'. The tool compares two versions: 'Initial Version' and 'Current Version'. The document content is a Terms of Service (TOS) agreement, with changes highlighted in green in the current version. The changes include a new insertion at the end of section 4.2, which reads: 'Moved (insertion): Christine - 01/30/2026 10:51:15'. The rest of the document content is identical in both versions.

Initial Version

NOTICE OF TERMS AND CONDITIONS OF SERVICE February 5th 1st 2026

1.Introductory Provisions: By utilizing the Services, you (hereinafter referred to as "User") acknowledge that you have read, comprehend, and acquiesce to be bound by these Terms of Service (hereinafter referred to as "TOS"), as well as any supplementary guidelines, protocols, or operational parameters that may be promulgated from time to time.

2.Definitions and Interpretations: For the purposes of these TOS, the following terminology shall be construed as follows: "Services" shall denote the entirety of functionalities, utilities, and amenities provided by the Service Provider; "Service Provider" shall refer to the entity responsible for the administration, maintenance, and provision of the Services; "User Content" shall encompass any and all data, information, or materials submitted, uploaded, or transmitted by the User in conjunction with the utilization of the services...ServicesServices.

- o Definitions and interpretations from 2026 – to be updated.
- o Prepare interpretations for 2027.
- o Definitions and interpretations from 2026 – to be updated.
- o Prepare interpretations for 2027.

2.1 Definitions and interpretations in 2026: to be updated.

3.Grant of License: Subject to the User's adherence to these TOS, the Service Provider hereby grants to the User a non-exclusive, non-transferable, and revocable license to access and utilize the Services, solely for the User's personal, non-commercial purposes.

4.[2.] User Obligations: The User agrees to:

- a. Maintain Confidentiality: Preserve the confidentiality of any passwords, usernames, or other authentication credentials associated with the User's account; Comply with Applicable Laws: Utilize the Services in conformity with all applicable laws, statutes, regulations, and ordinances;
- b. Comply with Applicable Laws: Utilize the Services in conformity with all applicable laws, statutes, regulations, and ordinances; Maintain Confidentiality: Preserve the confidentiality of any passwords, usernames, or other authentication credentials associated with the User's account;
- c. Provide Accurate Information: Furnish accurate, complete, and up-to-date information in conjunction with the registration process and ongoing utilization of the Services;
- d. Refrain from Prohibited Activities: Abstain from engaging in any activities that may be deemed detrimental to the Services, the Service Provider, or other Users, including but not limited to:

Current Version

NOTICE OF TERMS AND CONDITIONS OF SERVICE February 5th 1st 2026

1.Introductory Provisions: By utilizing the Services, you (hereinafter referred to as "User") acknowledge that you have read, comprehend, and acquiesce to be bound by these Terms of Service (hereinafter referred to as "TOS"), as well as any supplementary guidelines, protocols, or operational parameters that may be promulgated from time to time.

2.Definitions and Interpretations: For the purposes of these TOS, the following terminology shall be construed as follows: "Services" shall denote the entirety of functionalities, utilities, and amenities provided by the Service Provider; "Service Provider" shall refer to the entity responsible for the administration, maintenance, and provision of the Services; "User Content" shall encompass any and all data, information, or materials submitted, uploaded, or transmitted by the User in conjunction with the utilization of the services...ServicesServices.

- o Definitions and interpretations from 2026 – to be updated.
- o Prepare interpretations for 2027
- o Definitions and interpretations from 2026 – to be updated.
- o Prepare interpretations for 2027.

2.1 Definitions and interpretations in 2026: to be updated.

3.Grant of License: Subject to the User's adherence to these TOS, the Service Provider hereby grants to the User a non-exclusive, non-transferable, and revocable license to access and utilize the Services, solely for the User's personal, non-commercial purposes.

Moved (insertion): Christine - 01/30/2026 10:51:15

- a. Maintain Confidentiality: Preserve the confidentiality of any passwords, usernames, or other authentication credentials associated with the User's account; Comply with Applicable Laws: Utilize the Services in conformity with all applicable laws, statutes, regulations, and ordinances;
- b. Comply with Applicable Laws: Utilize the Services in conformity with all applicable laws, statutes, regulations, and ordinances; Maintain Confidentiality: Preserve the confidentiality of any passwords, usernames, or other authentication credentials associated with the User's account;
- c. Provide Accurate Information: Furnish accurate, complete, and up-to-date information in conjunction with the registration process and ongoing utilization of the Services;
- d. Refrain from Prohibited Activities: Abstain from engaging in any activities that may be deemed detrimental to the Services, the Service Provider, or other Users, including but not limited to:

Page 1 of 2 | 647 words, 4,343 characters | English (USA) | 100%

Document Comparison

Word Count Thesaurus Language Spelling Options Auto Spell Check Comment Resolved Comments Show Comments Record View Changes

TOS confidential.docx Editing Share

Next Previous Accept Reject Reject but Track Manage Compare Accessibility Check

Initial Version Current Version

NOTICE OF TERMS AND CONDITIONS OF SERVICE February 5th 1st 2026

1.Introductory Provisions: By utilizing the Services, you (hereinafter referred to as "User") acknowledge that you have read, comprehend, and acquiesce to be bound by these Terms of Service (hereinafter referred to as "TOS"), as well as any supplementary guidelines, protocols, or operational parameters that may be promulgated from time to time.

2.Definitions and Interpretations: For the purposes of these TOS, the following terminology shall be construed as follows: "Services" shall denote the entirety of functionalities, utilities, and amenities provided by the Service Provider; "Service Provider" shall refer to the entity responsible for the administration, maintenance, and provision of the Services; "User Content" shall encompass any and all data, information, or materials submitted, uploaded, or transmitted by the User in conjunction with the utilization of the services...ServicesServices.

o Deleted: Christine - 01/29/2026 17:01:14 in 2026 – to be updated.

o Prepare interpretations for 2027.

o Definitions and interpretations from 2026 – to be updated.

o Prepare interpretations for 2027.

2.1 Definitions and interpretations in 2026: to be updated.

3.Grant of License: Subject to the User's adherence to these TOS, the Service Provider hereby grants to the User a non-exclusive, non-transferable, and revocable license to access and utilize the Services, solely for the User's personal, non-commercial purposes.

4.[2.] User Obligations: The User agrees to:

a. Maintain Confidentiality: Preserve the confidentiality of any passwords, usernames, or other authentication credentials associated with the User's account; Comply with Applicable Laws: Utilize the Services in conformity with all applicable laws, statutes, regulations, and ordinances; Maintain Confidentiality: Preserve the confidentiality of any passwords, usernames, or other authentication credentials associated with the User's account;

b. Comply with Applicable Laws: Utilize the Services in conformity with all applicable laws, statutes, regulations, and ordinances; Maintain Confidentiality: Preserve the confidentiality of any passwords, usernames, or other authentication credentials associated with the User's account;

c. Provide Accurate Information: Furnish accurate, complete, and up-to-date information in conjunction with the registration process and ongoing utilization of the Services;

d. Refrain from Prohibited Activities: Abstain from engaging in any activities that may be deemed detrimental to the Services, the Service Provider, or other Users, including but not limited to:

Manage Changes

List Filter

Sort by: Document Position

| Action | Author | Date | Comment |
|--------|-----------|---------------------|---------|
| X | Christine | 01/29/2026 15:50:00 | |
| X | Christine | 01/29/2026 17:01:14 | |
| + | Christine | 01/29/2026 12:18:01 | |
| X | Christine | 01/29/2026 17:01:14 | |
| X | Christine | 01/29/2026 15:50:00 | |
| X | Christine | 01/21/2026 17:21:54 | |
| X | Christine | 01/21/2026 17:15:14 | |
| + | Christine | 01/29/2026 12:18:01 | |
| + | Christine | 01/30/2026 10:51:15 | |
| + | Christine | 01/29/2026 10:51:15 | |

Accept Reject Accept All Reject All

Help Close

Page 1 of 2 | 2 words, 2 characters | English (USA) | 100%

Track and Review Changes

Deleted: Busy Beaver - 04/02/2026 14:28:34

Deleted: Busy Beaver - 04/02/2026 14:28:34

It's easy to keep track of additions/deletions with per-user tracker changes.

4.3 Consensus by Water Flow

Ultimately, the river decides. Likewise, in online editing, the flow of collaboration brings consensus

E-Signature Integration

Inward-Ship-Report.pdf

Form C1

INWARD REPORT (BOATS OTHER THAN SMALL CRAFT)

| | | | |
|--|---------------|--|--|
| | Choose a date | | |
| | Choose a date | | |
| | Choose a date | | |
| | Choose a date | | |

LIST PREVIOUS OVERSEAS PORTS

-
-
-

| Total number of crew on arrival | Total number of crew disembarking in New Zealand | Total number of passengers on arrival | Total number of passengers disembarking in New Zealand |
|---------------------------------|--|---------------------------------------|--|
| | | | |

DECLARATION
I hereby declare that this Inward Report, comprising the information provided in the above crew and passenger lists, are true and correct.

Signature of Person in Charge or Owner Date

PART The document is being signed and will be available shortly

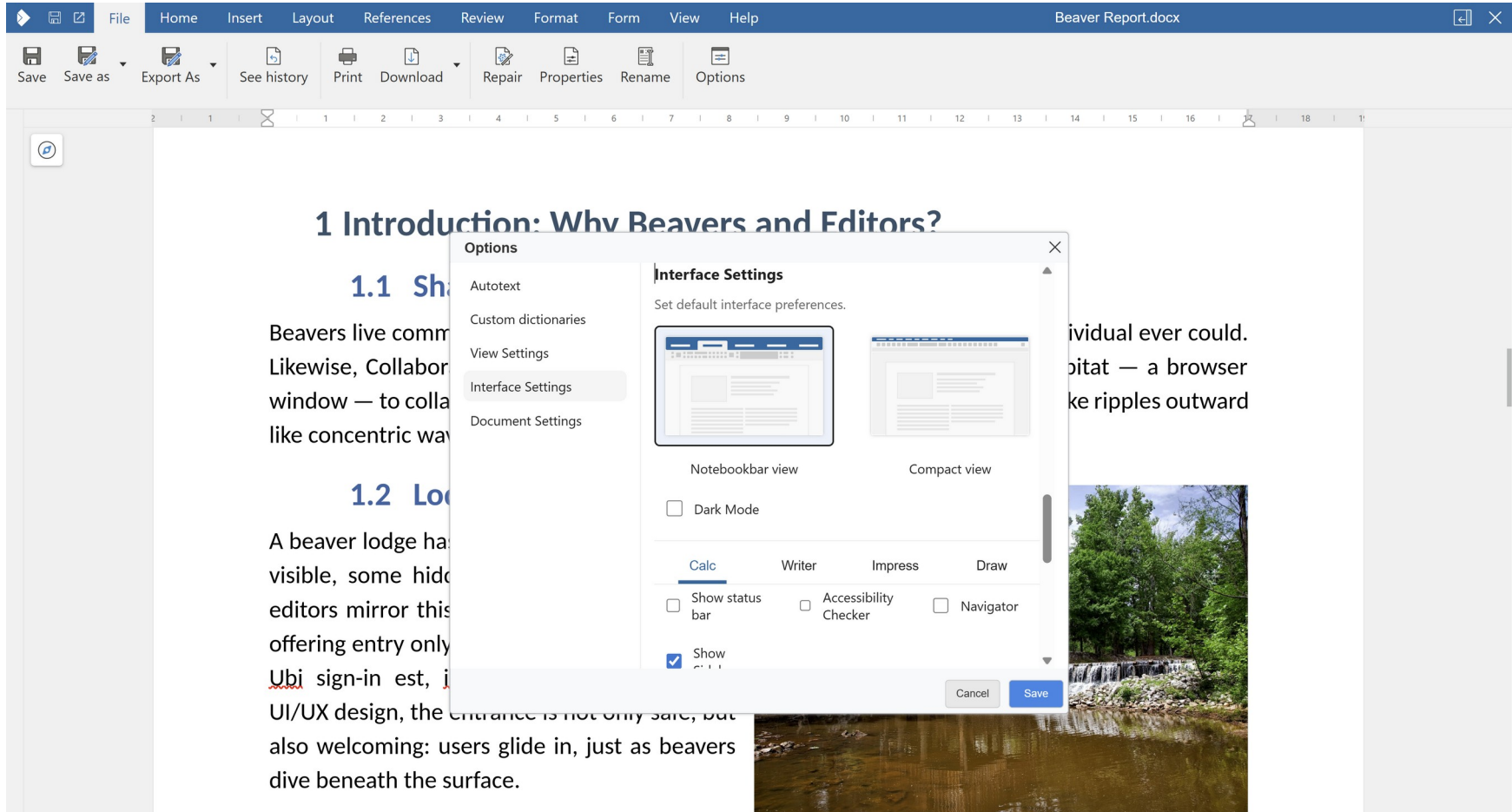
NOTE: The Crew and Passenger lists are sent electronically (if applicable) NOTE: All other identified documents should be attached to this report (if applicable):

| | | | |
|------------------------------------|--|---|--|
| Crew list sent electronically | YES <input type="checkbox"/> NO <input type="checkbox"/> | Individual crew declarations attached | YES <input type="checkbox"/> NO <input type="checkbox"/> |
| Passenger list sent electronically | YES <input type="checkbox"/> NO <input type="checkbox"/> | Controlled drugs and firearms list attached | YES <input type="checkbox"/> NO <input type="checkbox"/> |

OFFICIAL USE: Documentation Required for Inward Report Produced.

Page 1 of 3 | Read-only

Quicker Configuration Setting



The screenshot shows a document editor window titled "Beaver Report.docx". The ribbon includes tabs for File, Home, Insert, Layout, References, Review, Format, Form, View, and Help. The ribbon buttons include Save, Save as, Export As, See history, Print, Download, Repair, Properties, Rename, and Options. The document content features a heading "1 Introduction: Why Beavers and Editors?" followed by sub-sections "1.1 Sh..." and "1.2 Lo...". The "Options" dialog box is open, showing a list of settings on the left: Autotext, Custom dictionaries, View Settings, Interface Settings (selected), and Document Settings. The "Interface Settings" panel includes two preview images: "Notebookbar view" and "Compact view". Below the previews are checkboxes for "Dark Mode", "Show status bar", "Show...", "Accessibility Checker", and "Navigator". At the bottom of the dialog are "Cancel" and "Save" buttons. The background text is partially obscured by the dialog box.

Table Styles

The screenshot displays the Microsoft Excel interface with the 'Table Design' ribbon active. The 'Table Style Options' task pane is visible, showing options for 'Header Row', 'Banded Rows', 'First Column', 'Filter Buttons', 'Total Row', 'Banded Columns', and 'Last Column'. A 'Table Style Gallery' is open, showing a grid of various table styles. The background spreadsheet contains a table with the following data:

| | Summary | Estimated | Actual | Over/Under |
|----|----------------|-------------|-------------|------------|
| 2 | Summary | Estimated | Actual | Over/Under |
| 3 | Reception | 5,500.00 € | 5,000.00 € | 500.00 € |
| 4 | Apparel | 5,000.00 € | 5,200.00 € | -200.00 € |
| 5 | Photography | 3,000.00 € | 2,800.00 € | 200.00 € |
| 6 | Decorations | 2,600.00 € | 2,900.00 € | -300.00 € |
| 7 | Transportation | 2,300.00 € | 2,500.00 € | -200.00 € |
| 8 | Gifts | 1,000.00 € | 1,000.00 € | 0.00 € |
| 9 | Music | 3,000.00 € | 2,850.00 € | 150.00 € |
| 10 | Flowers | 300.00 € | 400.00 € | -100.00 € |
| 11 | Stationary | 650.00 € | 800.00 € | -150.00 € |
| 12 | Other | 500.00 € | 150.00 € | 350.00 € |
| 13 | Total | 23,850.00 € | 23,600.00 € | 250.00 € |

The 'Table Style Gallery' shows various styles, including 'Table Style 1' through 'Table Style 12'. The 'Table Style Options' task pane is currently set to 'Table Style 1'.

Further UI refinements are coming here!

Per-User Sheet Views

The image displays two overlapping Excel windows illustrating per-user sheet views. The top window, titled 'Filtering.ods', shows a spreadsheet with columns: Date, Region, Rep, Item, Units, Unit Cost, and Total. The bottom window, titled 'Filtering.xlsx', shows a similar spreadsheet with columns: Date, Region, Rep, Item, Units, Unit Cost, and Total. Both windows have the same ribbon menu with options like Freeze, Focus Cell, Zoom, Compact view, Status Bar, Dark Mode, Sidebar, and Navigator.

| Date | Region | Rep | Item | Units | Unit Cost | Total |
|----------|-----------|---------|-------------|-------|-----------|------------|
| 10/10/23 | Cambridge | Smith | Accessories | 50 | £19.99 | £999.50 |
| 10/11/23 | Cambridge | Jardine | Guitar | 25 | £499.99 | £12,499.75 |
| 10/12/23 | Cambridge | Gill | Accessories | 50 | £25.00 | £1,250.00 |
| 10/12/23 | Cambridge | Gill | Accessories | 50 | £25.00 | £1,250.00 |
| 10/15/23 | Cambridge | Andrews | Guitar | 7 | £399.99 | £2,799.93 |

| Date | Region | Rep | Item | Units | Unit Cost | Total |
|----------|--------|--------|-------------|-------|-----------|---------|
| 10/14/23 | London | Jones | Accessories | 80 | £4.99 | £399.20 |
| 10/18/23 | London | Jones | Accessories | 60 | £8.99 | £539.40 |
| 10/20/23 | London | Howard | Accessories | 29 | £1.99 | £57.71 |

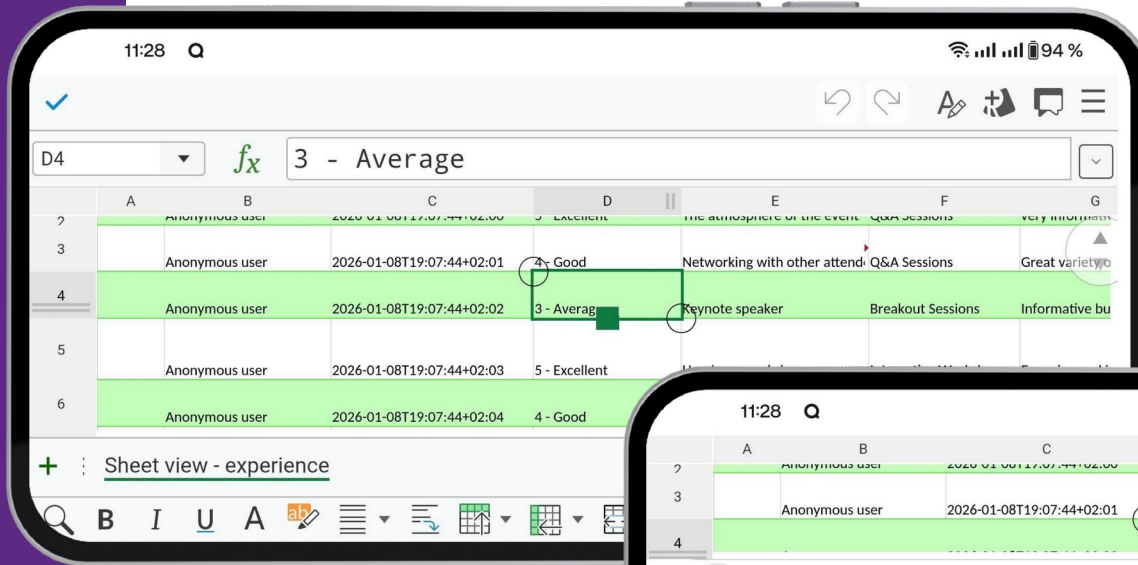
Mobile Accessibility

11:27 94%

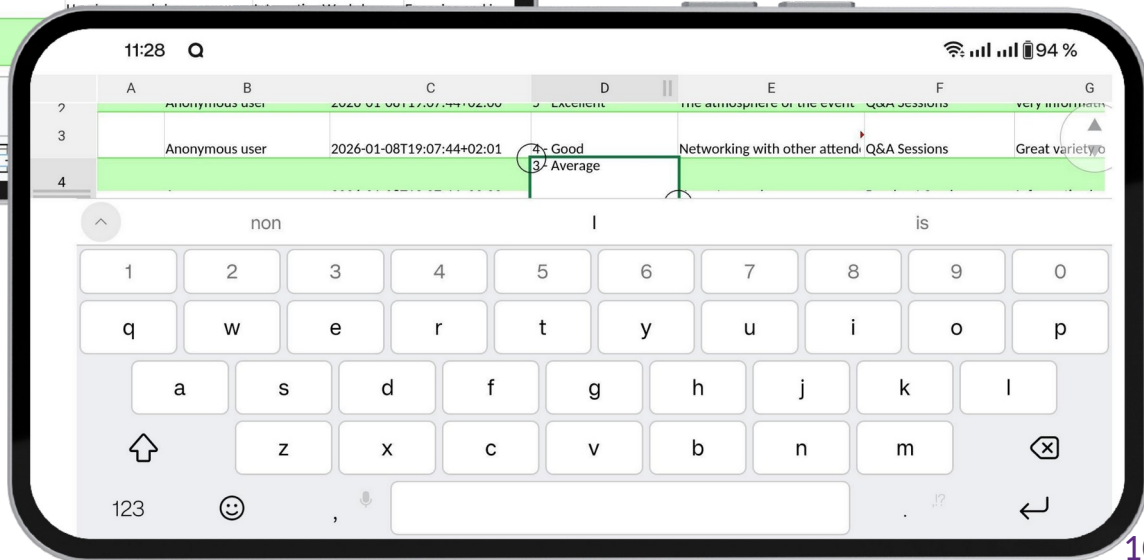
| | A | B | C | D | E | F | G |
|---|---------|-------------------|---------------------------|--------------------|------------------------------|------------------------|-----------------|
| 1 | User ID | User display name | Timestamp | Overall Experience | What aspects of the event | Interaction and Engage | Content and P |
| 2 | | Anonymous user | 2026-01-08T19:07:44+02:00 | 5 - Excellent | The atmosphere of the event | Q&A Sessions | very informati |
| 3 | | Anonymous user | 2026-01-08T19:07:44+02:01 | 4 - Good | Networking with other attend | Q&A Sessions | Great variety o |
| 4 | | Anonymous user | 2026-01-08T19:07:44+02:02 | 3 - Average | Keynote speaker | Breakout Sessions | Informative bu |
| 5 | | Anonymous user | 2026-01-08T19:07:44+02:03 | 5 - Excellent | Hands-on workshops | Interactive Workshops | Engaging and i |
| 6 | | Anonymous user | 2026-01-08T19:07:44+02:04 | 4 - Good | Catering | Q&A Sessions | Some presenta |
| 7 | | Anonymous user | 2026-01-08T19:07:44+02:05 | 4 - Good | Panel discussions | Live demos | Insightful cont |
| 8 | | Anonymous user | 2026-01-08T19:07:44+02:06 | 5 - Excellent | The atmosphere of the event | Q&A Sessions | Q&A Sessions |

+ Sheet view - experience

Mobile Accessibility



Top and bottom toolbars auto-hide when keyboard opens



Initial AI Support

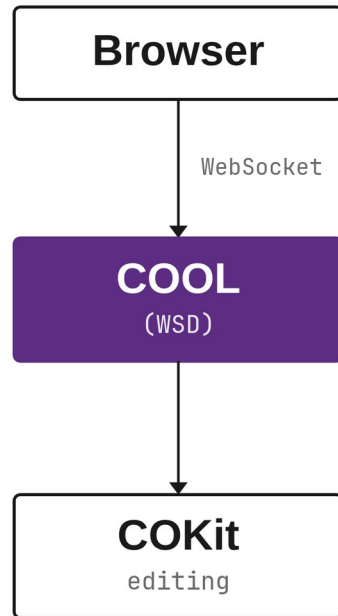
Initial AI Support

This will be off by default, you need to configure it yourself

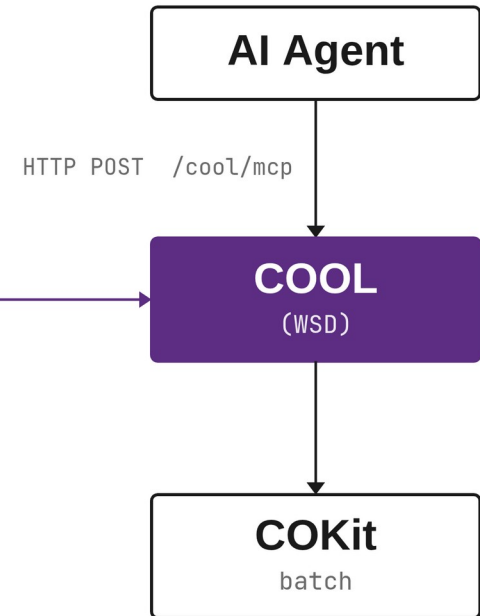
- You can use any AI model you want
- If enabled, we still don't share the document with the AI model
- Document content is **only shared if you select it and actively choose** to share with the model
- Collabora Online runs in stateless containers – we never store any session information
 - We don't want your data!

Shared foundation

USER-FACING



MACHINE-FACING



LLM API

LLM Provider

LLM API

HTTP POST /cool/mcp



COOL


(WSD)

COKit

batch

AI Chat Sidebar

AI Assistant: gpt-5.4-mini  




Ask AI anything about your document

Make the following text more concise



Make the tone more professional


Rewrite in a more casual, friendly tone

[See more](#)

Ask AI... 

Content generated by an external AI service, please review before use.

AI Assistant: gpt-5.4-mini  




Ask AI anything about your document

Create slides



Make the following text more concise


Make the tone more professional

[See more](#)

Ask AI... 

Content generated by an external AI service, please review before use.

AI Assistant: gpt-5.4-mini  




Ask AI anything about your document

Diagnose formula error

Sanity check data

Create a formula

[See more](#)

Ask AI... 

Content generated by an external AI service, please review before use.

Writer

1 Introduction: Why Beavers and Editors?

1.1 Shared Habitats, Shared Documents

Beavers live communally, sharing rivers and lodges to achieve more than one individual ever could. Likewise, Collabora Online thrives where many users enter the same digital habitat — a browser window — to collaborate on a single document. Nulla labor solitaria: each keystroke ripples outward like concentric waves in a pond.

1.2 Lodges and Log-ins

A beaver lodge has multiple entrances — some visible, some hidden under water. Document editors mirror this with secure authentication, offering entry only to those with the right keys. Ubi sign-in est, ibi habitat. With thoughtful UI/UX design, the entrance is not only safe, but also welcoming: users glide in, just as beavers dive beneath the surface.



1.3 Rivers of Data

Data, like rivers, must flow. Beaver dams redirect currents to create sustainable ecosystems. Online editors shape the flow of information across servers, ensuring smooth currents of collaboration without flooding the user. Collabora Online ipsum, semper fluidum, semper adaptivum.

2 Dams as Natural Version Control



2.1 Every Log a Commit

AI Assistant: gpt-5.4-mini

Shared Habitats, Shared Documents

*Beavers live **communally**, sharing rivers and lodges to achieve more than one individual ever could. Likewise, Collabora Online thrives*

Make it more concise

Shared Habitats, Shared Documents

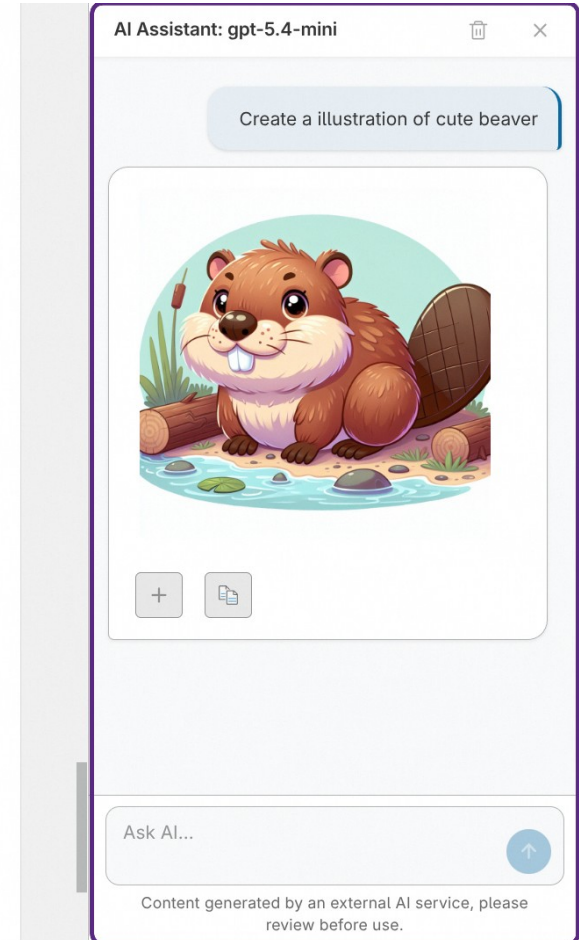
Beavers live **communally**, sharing rivers and lodges to achieve more together. Likewise, Collabora Online thrives when many users collaborate in the same browser-based document. Each keystroke ripples outward, shaping the shared work.

+ [Document Icon]

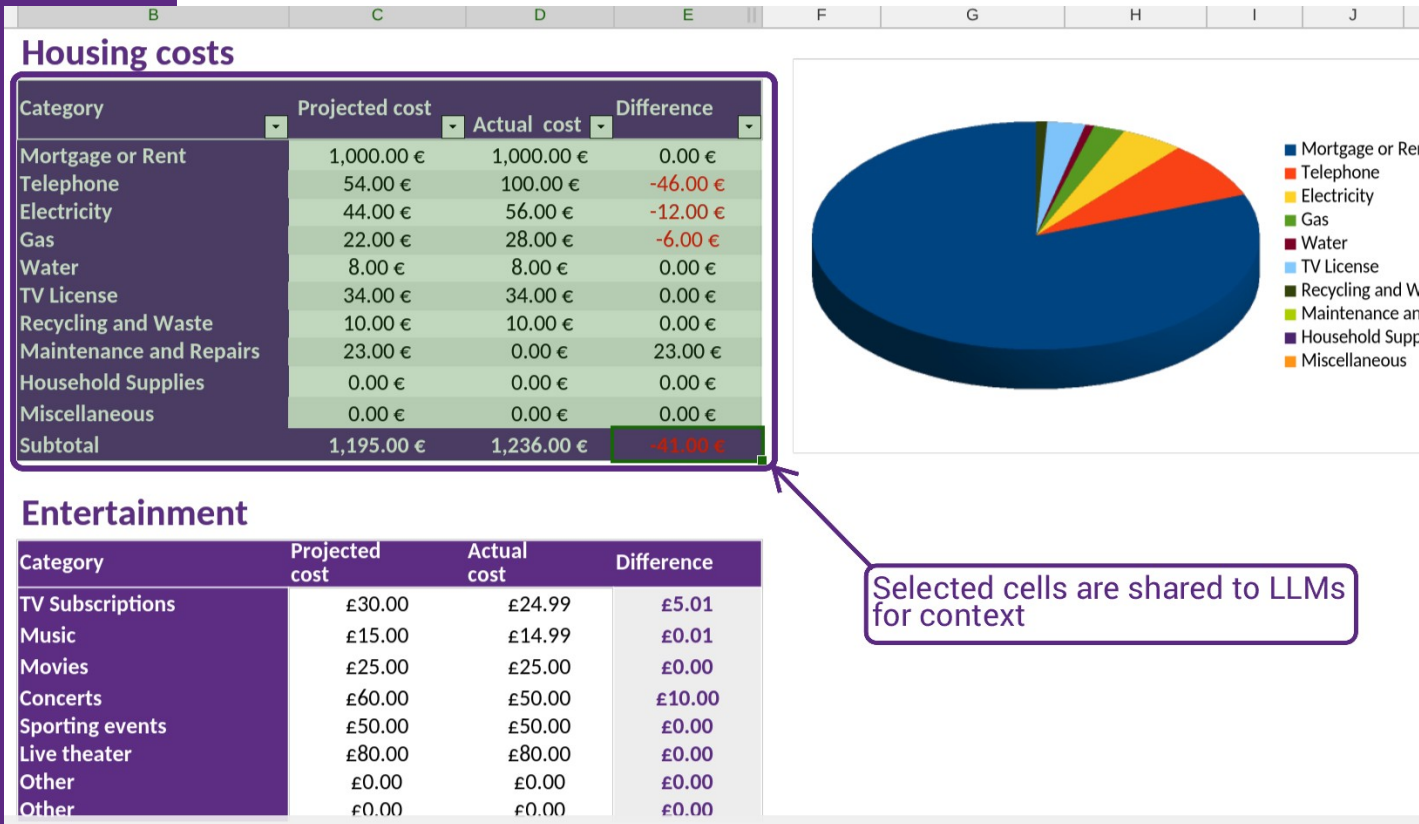
Ask AI...

Content generated by an external AI service, please review before use.

AI Image Generation



Initial AI Support - Spreadsheets



AI Assistant

| Row | B | C | D | E |
|-----|------------------|----------------|-------------|------------|
| 15 | Category | Projected cost | Actual cost | Difference |
| 16 | Mortgage or Rent | 1,000.00 € | 1,000.00 € | 0.00 € |
| 17 | Telephone | 54.00 € | 100.00 € | -46.00 € |
| 18 | Electricity | 44.00 € | 56.00 € | -12.00 € |

Analyze the data

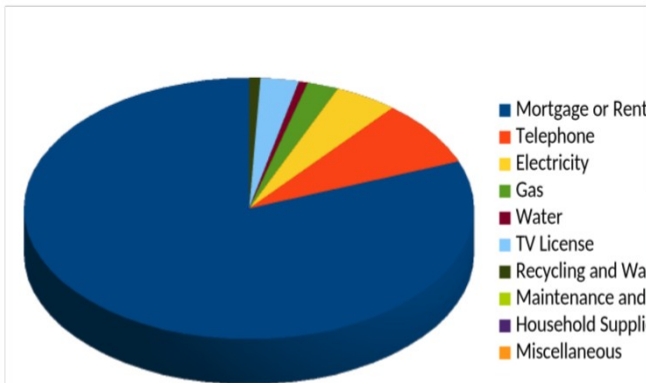
The provided data outlines a budget comparison between projected and actual costs for various categories of expenses. Here's a breakdown and analysis of the information:

- Categories:** The budget includes several expense categories such as Mortgage or Rent, Telephone, Electricity, and so on.
- Comparison of Projected Cost vs. Actual Cost:**
 - Most categories have projected costs and actual costs that match or

Ask AI...

Initial AI Support - Spreadsheets

| Category | Projected cost | Actual cost | Difference |
|-------------------------|-------------------|-------------------|-----------------|
| Mortgage or Rent | 1,000.00 € | 1,000.00 € | 0.00 € |
| Telephone | 54.00 € | 100.00 € | -46.00 € |
| Electricity | 44.00 € | 56.00 € | -12.00 € |
| Gas | 22.00 € | 28.00 € | -6.00 € |
| Water | 8.00 € | 8.00 € | 0.00 € |
| TV License | 34.00 € | 34.00 € | 0.00 € |
| Recycling and Waste | 10.00 € | 10.00 € | 0.00 € |
| Maintenance and Repairs | 23.00 € | 0.00 € | 23.00 € |
| Household Supplies | 0.00 € | 0.00 € | 0.00 € |
| Miscellaneous | 0.00 € | 0.00 € | 0.00 € |
| Subtotal | 1,195.00 € | 1,236.00 € | -41.00 € |



| Category | Projected cost | Actual cost | Difference |
|------------------|----------------|-------------|------------|
| TV Subscriptions | £30.00 | £24.99 | £5.01 |
| Music | £15.00 | £14.99 | £0.01 |
| Movies | £25.00 | £25.00 | £0.00 |
| Concerts | £60.00 | £50.00 | £10.00 |

AI Assistant

The provided data outlines a budget comparison between projected and actual costs for various categories of expenses. Here's a breakdown and analysis of the information:

- Categories:** The budget includes several expense categories such as Mortgage or Rent, Telephone, Electricity, and so on.
- Comparison of Projected Cost vs. Actual Cost:**
 - Most categories have projected costs and actual costs that match or closely approximate each other. This includes regular expenses like Mortgage or Rent ([B16](#)), Water ([B20](#)), and TV License ([B21](#)).
 - There are a few categories where the actual costs exceed the projected costs, such as:
 - Telephone ([B17](#)) has an actual cost of 100.00 € versus a projected cost of 54.00 €.

Clickable cell references

Initial AI Support - Spreadsheets

Personal monthly budget

Projected monthly income

| | |
|-----------------------------|------------------|
| Income 1 | £4,300.00 |
| Extra income | £300.00 |
| Total monthly income | £4,600.00 |

Actual monthly income

| | |
|-----------------------------|----------------|
| Income 1 | £4,000.00 |
| Extra income | £300.00 |
| Total monthly income | #VALUE! |

| | |
|---|-----------|
| Projected balance (Projected income minus expenses) | £4,600.00 |
| Actual balance (Actual income minus expenses) | #VALUE! |
| Difference (Actual minus projected) | #VALUE! |

 Help fix this error

Initial AI Support - Spreadsheets

The screenshot shows a spreadsheet interface with an AI Assistant window. The spreadsheet has a purple header bar with the value £4,600.00. Below it, a cell contains the error #VALUE!. A tooltip with the text "fx Help fix this error" is visible. The AI Assistant window is titled "AI Assistant" and contains a green button with the text "Diagnose formula error in H10: =H8-H6". The assistant's response explains the error and provides a diagnosis.

The #VALUE! error in your formula located in cell H10 arises from the problematic formulas in the cells that are being referenced.

Diagnosis:

- Cell H8 contains the formula =C12-J74 :
 - C12 has a formula =C10+B11 .
 - C10 has a numeric value of 4000, which is valid.
 - B11 contains the text "Extra income". This is the source of the error as you cannot perform arithmetic operations between a number and text.
 - J74 is empty. However, an empty cell in a numeric context would typically be treated as 0, so it won't contribute to the error here.

Initial AI Support - Spreadsheets

£4,600.00

#VALUE!

#VALUE!

Help fix this error

Clickable references to cell

Mortgage or Rent
Telephone
Electricity
Gas
Water
TV License
Recycling and Wa
Maintenance and
Household Suppli
Miscellaneous

AI Assistant

Solution:

1. **Fixing the Formula in C12 :**

- If you want to perform the calculation, you need to remove or replace the text in B11 with a numeric value. For example, if "Extra income" is not necessary for your calculation, you can simply set B11 to 0 or any numeric value.
- Alternatively, if "Extra income" is an essential label that you need to keep, you will need to revise the formula in C12 to avoid including B11 in the arithmetic operation, perhaps by moving the label to another cell.

Updating the cells as needed will resolve the errors, and once C12 correctly returns a numeric value, H8 will work, allowing H10 to compute without errors.

Ask AI...

How to achieve true Document Freedom

Simple: use Collabora Office

For end-users & companies

- Download and you're done
- Pay for support & services to help sustain & grow the software

For Governments

- Tender correctly – or fail ...
- OSBA [Selection Criteria for the sustainable Procurement](#) of Open-Source Software
- *“If you can legally provide binaries – you wrote & support it!”*
 - **But not with FLOSS**

Collabora Productivity – Office

2013
founded

5
products

~70
team

UK Company
& German
Subsidiary

25+
countries



Collabora – Open Source Consultancy

2005
founded

LEADER
in consulting

~150
team

Offices in
UK & Canada

31
countries



Collabora Examples



Semiconductor



Digital Signage



Automotive



OEM

Virtual / Augmented
Reality



BOSCH
Invented for life



Our Mission

“Make Open Source
the de-facto
standard
in the industry”

“Make Open
Source Rock”

*(while also being a
sustainable, growing business)*



Comfort for geek lovers' absence

- Mascot:
 - Emphasis on hard work & contribution:
 - The Open Road to Freedom – a comic
- <https://www.collaboraonline.com/torf>



Conclusions & Questions ...

- Documents – cutting the last tie to Windows
- Collabora Office
 - A fun & friendly place to get involved
 - <https://collaboraonline.github.io/>
 - Projects for every size
- Our pleasure to sponsor OggCamp !
 - Thank you for all you do for FLOSS !



Oh, that my words were recorded, that they were written on a scroll, that they were inscribed with an iron tool on lead, or engraved in rock for ever! I know that my Redeemer lives, and that in the end he will stand upon the earth. And though this body has been destroyed yet in my flesh I will see God, I myself will see him, with my own eyes - I and not another. How my heart yearns within me. - Job 19: 23-27