

Beautiful Document Collaboration, Native in Nextcloud

Michael Meeks
CEO



Collabora Productivity – Office

2013 founded

5 products

~70 team

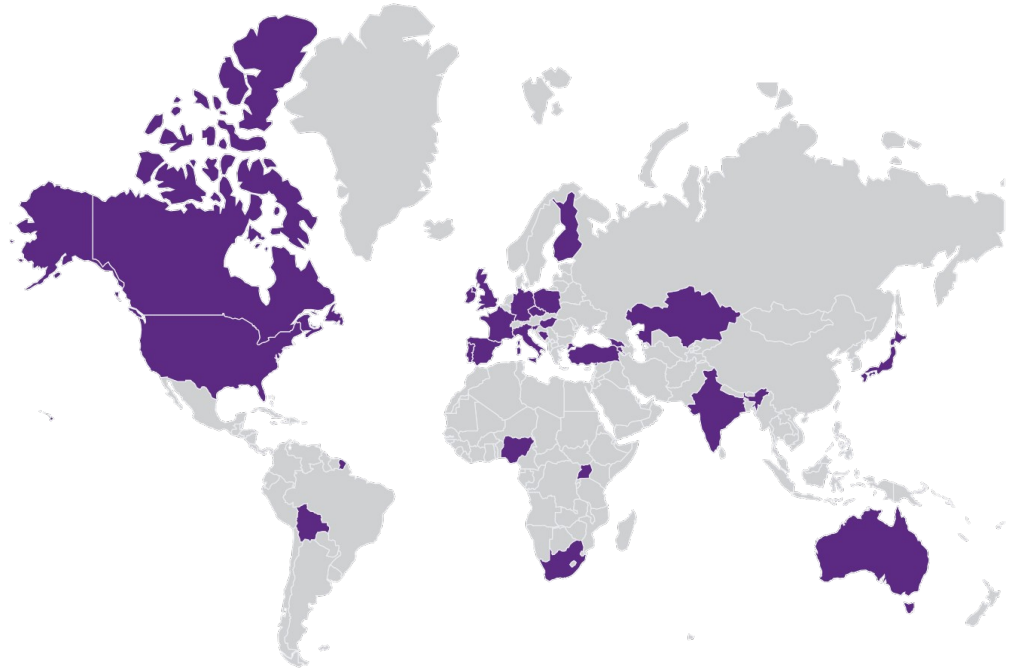
25+ countries

UK Company
& German Subsidiary



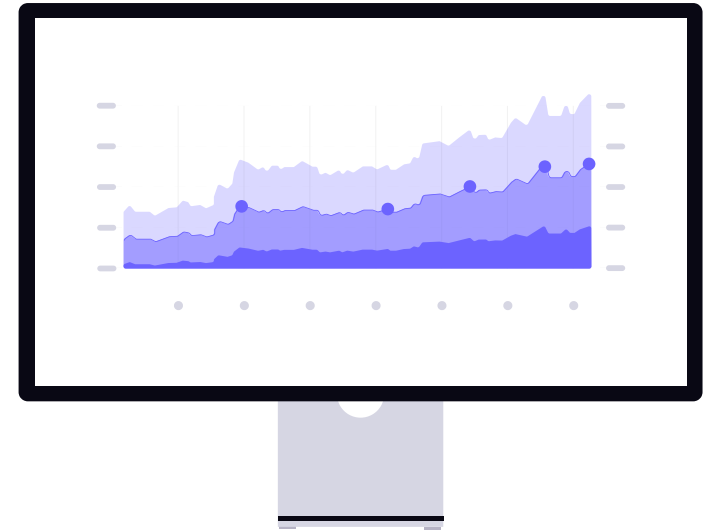
Distributed Team

- Offices:
 - Cambridge, UK
 - Hamburg, Germany
- Distributed globally
 - ~50% EU, ~75% Nato
- ~100% work from home



Growing & Certified

- ISO 9001 certified
- ISO 27001 certified
- ISO 14001 certified
- BIK BITV-Test & WCAG 2.2 (Web) Writer certified



- Organic, profitable, non-VC funded, growing company

Our Mission – aligns with Nextcloud

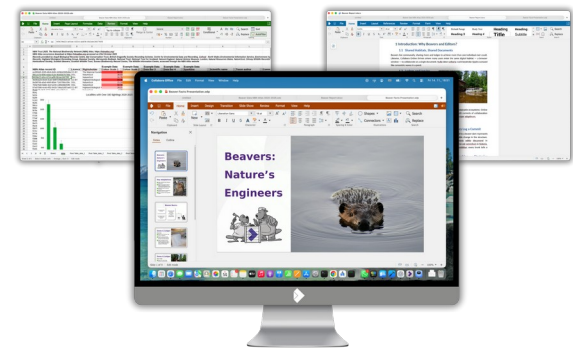
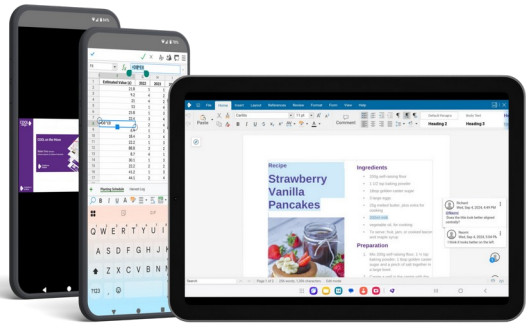
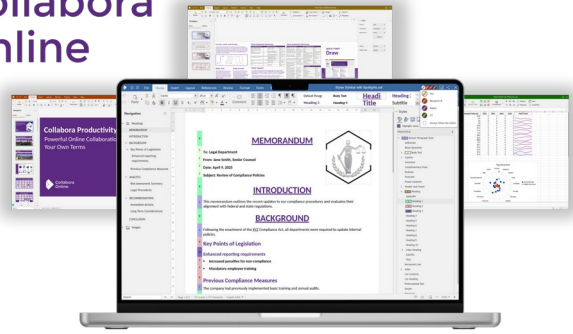
“Make Open Source the de-facto standard in the industry”

“Make Open Source Rock”

(while also being a sustainable, growing business)



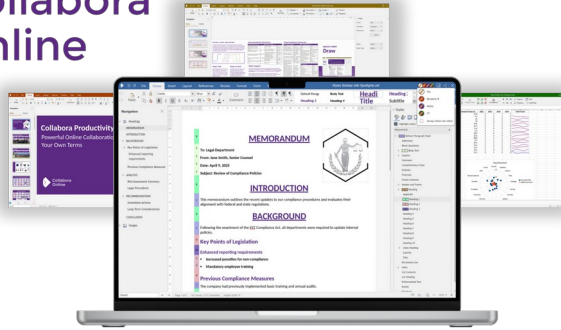
Collabora Office Overview



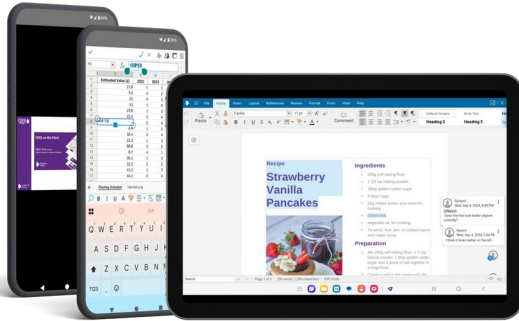
Runs in
browser



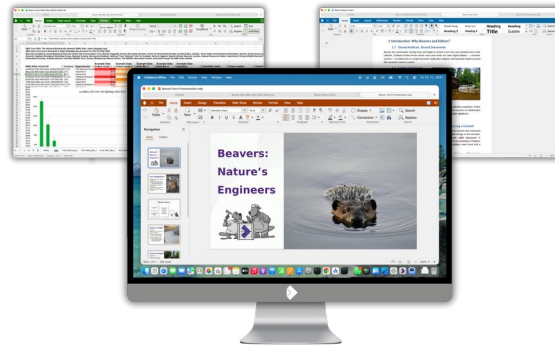
Collabora
Online



Collabora
Online Dev.



Collabora
Office Mobile



Collabora
Office

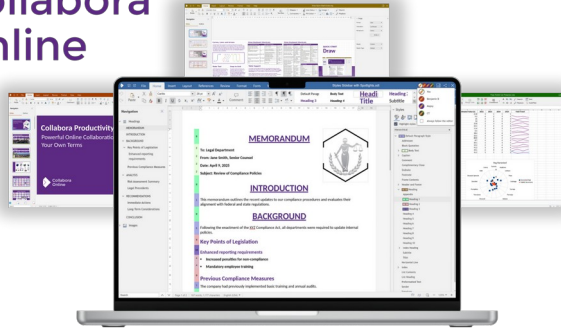


Collabora
Office Classic

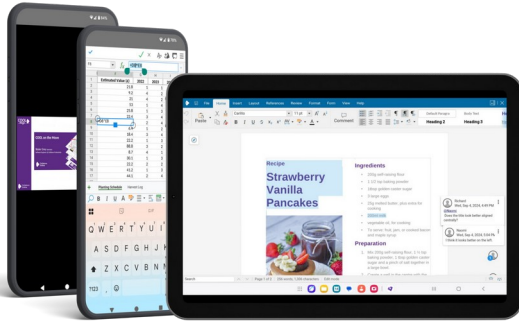
Runs in
browser



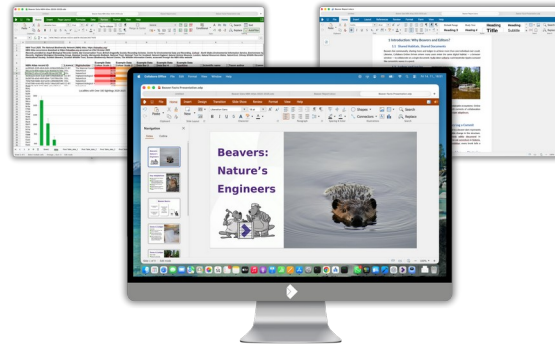
Collabora
Online



Collabora
Online Dev.



Collabora
Office Mobile



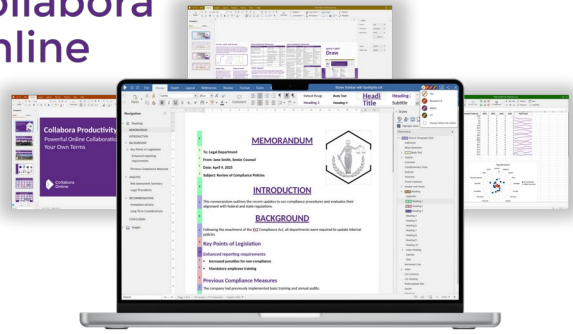
Collabora
Office



Collabora
Office Classic



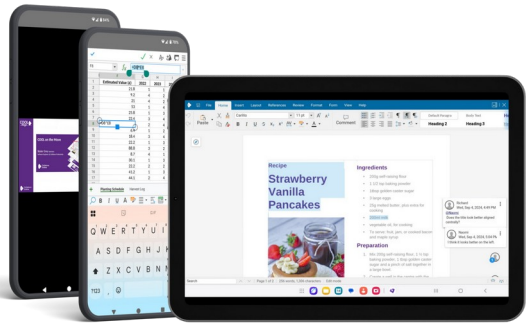
Collabora Online



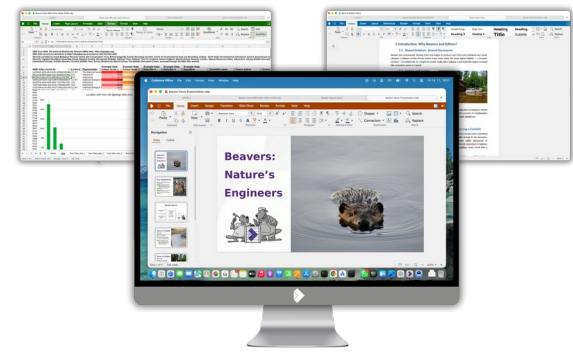
Collabora Online Dev.



Platform specific apps



Collabora Office Mobile



Collabora Office



Collabora Office Classic

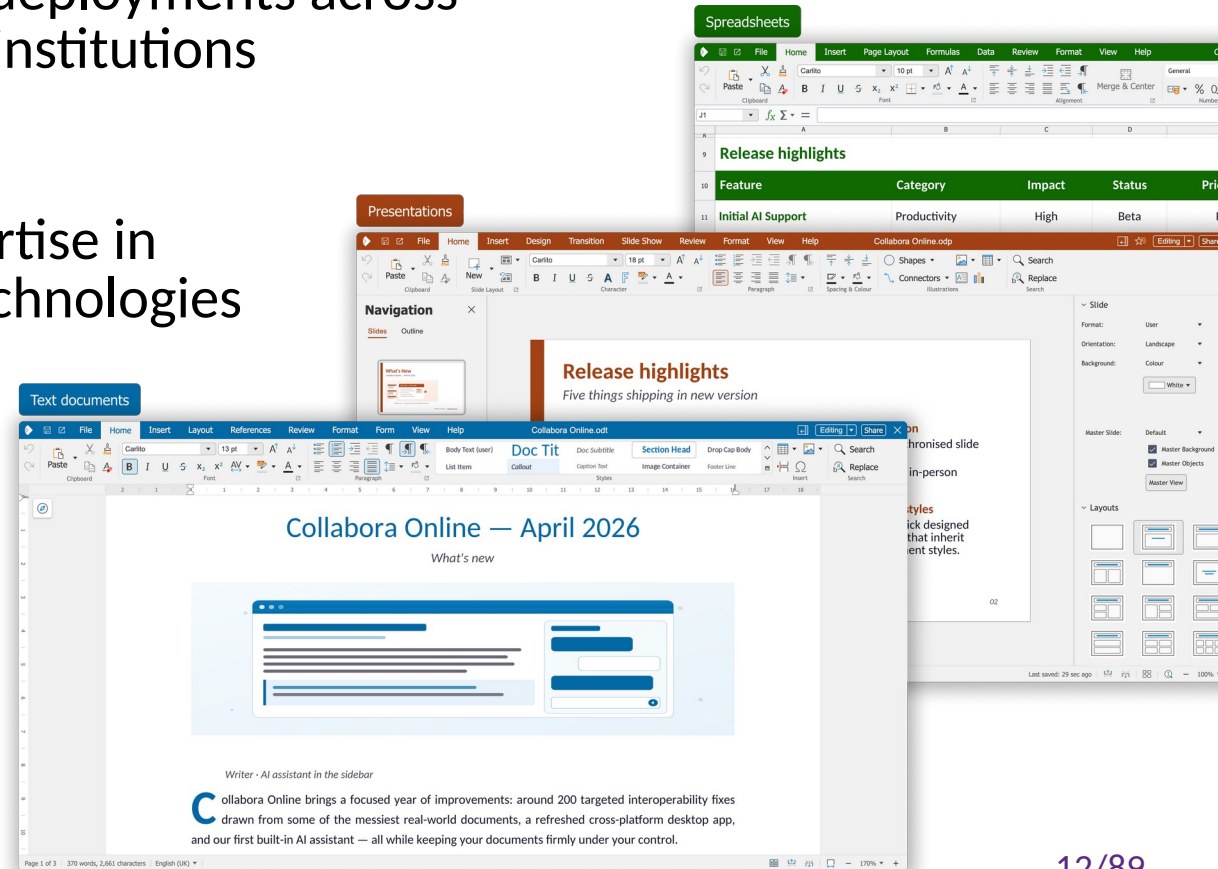


Collabora Office

Collabora Online

Our Flagship Product

- Proven in large-scale deployments across industries and public institutions
- Built on years of expertise in open-source office technologies
- Continuous development ensures innovation and feature growth



Navigation

Search...

Outline Results

Headings

- 1 Introduction: Why Beavers and Editors? 3
- 2 Dams as Natural Version Control 3
- 3 Beaver vs Document Editor Table 4
- 4 Chewing Through Branches: Conflict Resolution 5
- 5 Waterproof Collaboration: Multi-Tenant Lodges 5
- 6 Beaver vs Document Editor Chart 6
- 7 Security by Nature: Teeth, Trees, and TLS 6
- 8 Conclusion: Open Source Rivers Run Free 7

1 Introduction: Why Beavers and Editors?

2 Dams as Natural Version Control

1 Introduction: Why Beavers and Editors?

1.1 Shared Habitats, Shared Documents

Beavers live communally, sharing rivers and lodges to achieve more than one individual ever could. Likewise, Collabora Online thrives where many users enter the same digital habitat — a browser window — to collaborate on a single document. Nulla labor solitaria: each keystroke ripples outward like concentric waves in a pond.

1.2 Lodges and Log-ins

A beaver lodge has multiple entrances — some visible, some hidden under water. Document editors mirror this with secure authentication, offering entry only to those with the right keys. Ubi sign-in est, ibi habitat. With thoughtful UI/UX design, the entrance is not only safe, but also welcoming: users glide in, just as beavers

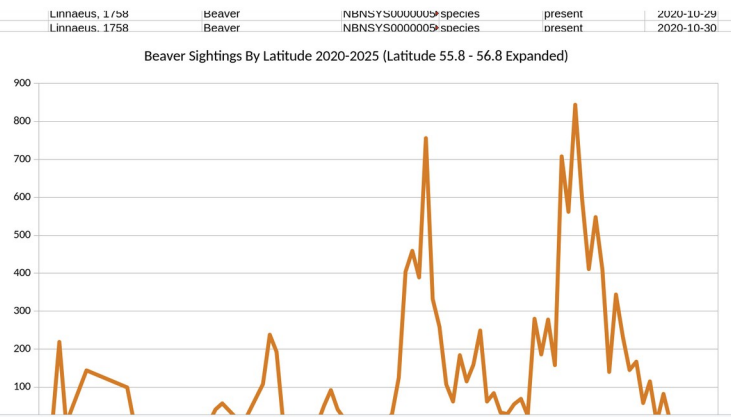
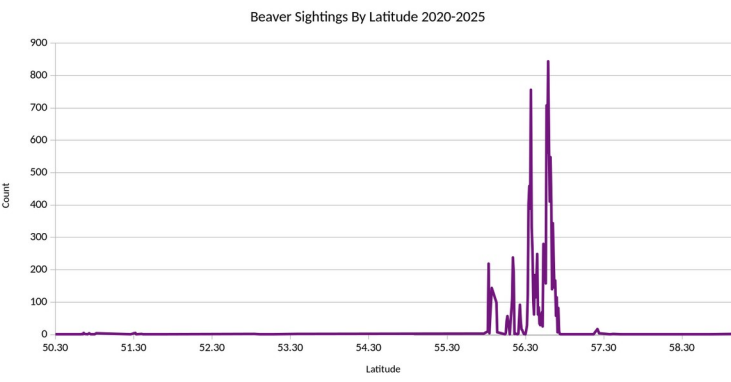
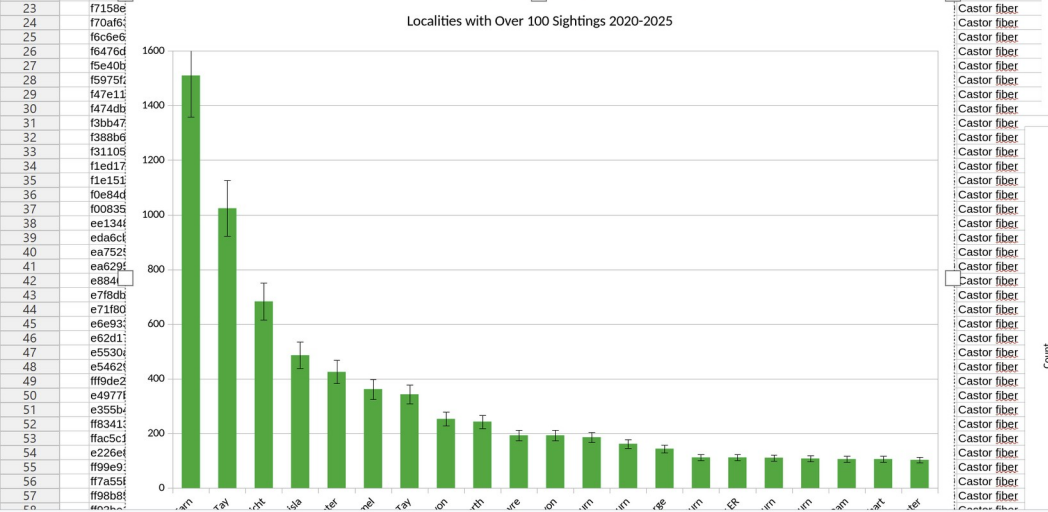


Clipboard: Paste, Copy, Cut, Undo, Redo
 Font: Liberation Sans, Bold, Italic, Underline, Text Color, Background Color, Paragraph Style
 Alignment: Center, Left, Right, Justify, Merge & Center
 Number: 0.00, 0.00, 0.00
 Cells: Grid, Rows, Columns
 Style: Conditional, Font Color, Size, Weight, Bold, Italic, Underline
 Editing: Search, Replace, AutoFilter

J1 \sum σ π ω

1
 2 **NBN Trust 2025. The National Biodiversity Network (NBN) Atlas.** <https://nbnatlas.org/>
 3 **NBN Atlas occurrence download at <https://nbnatlas.org> accessed on 23rd October 2025**
 4 **Records provided by Argyll Biological Records Centre, Bat Conservation Trust, British Dragonfly Society Recording Scheme, Centre for Environmental Data and Recording, Cofnod - North Wales Environmental Information Service, Environment Agency, Gloucestershire Centre for Environmental Records, Highland Biological Recording Group, Mammal Society, Merseyside BioBank, National Trust, National Trust for Scotland, Natural England, Natural History Museum, London, Natural Resources Wales, NatureScot, Orkney Wildlife Recording Group, Outer Hebrides Biological Recording, Royal Horticultural Society, Scottish Beavers, Scottish Wildlife Trust, Sussex Biodiversity Record Centre, The Wildlife Information Centre, accessed through the NBN Atlas website**

NBN Atlas record ID	Licence	Rightsholder	Example Data Colour Scale 1	Example Data Colour Scale 2	Example Data Data Bar 3	Example Data Data Bar 4	Scientific name
ee3f26d5-3285-48c6-8461-60964290546a	CC-BY	The Mammal Society	64.82	93.36	17.50	16.83	Castor fiber
f881c67b-f896-4dda-913e-90d55876796d	OGL	NatureScot	45.73	56.64	34.38	40.71	Castor fiber
9f439e22-efce-4214-adf8-0b1ee16679f0	OGL	NatureScot	84.66	66.33	56.08	70.50	Castor fiber
9d263a2d-0ee8-4ca0-9d9f-54fed0db8cb5	CC-BY	Highland Biological	38.42	51.20	72.64	11.60	Elasmucha grise
8a3bf7db-a5a0-466f-80b4-71b0788cc59c	OGL	NatureScot	35.29	22.39	42.79	97.56	Castor fiber
7f0da75a5-8abb-4ecf-a234-cc89e6de54fd	OGL	NatureScot	81.58	71.88	7.49	21.17	Castor fiber
67e07086-4c4d-4f52-9433-7d6a31857aef	CC-BY	Highland Biological	98.73	7.49	16.73	79.28	Hydrellium scrot
ffbdbd2b-962f-4720-9f06-ccfaa1f641c1	OGL	NatureScot	23.70	70.40	51.94	80.19	Castor fiber
ff541af1-bfa0-448b-a463-e998fa082dec	OGL	NatureScot	96.43	89.13	65.80	22.67	Castor fiber
fe034c56-f4da-418c-8bb9-ca15de8e38fc	OGL	NatureScot	42.86	98.09	52.15	19.92	Castor fiber
f024d63-eb7a-44dc-a591-4ec547696470	OGL	NatureScot	62.84	40.92	17.13	1.38	Castor fiber
fc161a1b-87a1-4f0a-a460-322196504b4	OGL	NatureScot	35.90	92.63	26.12	57.83	Castor fiber
f6202947-a9f9-43d8-a91f-67366253567f	OGL	NatureScot	76.26	69.84	44.45	12.30	Castor fiber
f81e978-207f-4185-97ca-61f5d31825a	OGL	NatureScot	8.96	68.38	15.93	44.07	Castor fiber
f8041be-0f58-4d6b-8738-51c5fa116ac1	OGL	NatureScot	92.20	47.87	1.12	62.84	Castor fiber
f87bc131-04d9-4165-9a0d-47d85b0ebf43	OGL	NatureScot	95.76	80.86	20.95	83.72	Castor fiber
f789f144-4aeb-874f-6190048c673a	OGL	NatureScot	95.76	95.54	23.71	24.1	Castor fiber



Start date month	Start date year	Locality	Count
23	4	2020	N
19	9	2020 Muckle Burn	N
19	9	2020 Muckle Burn	N
20	9	2020 Strathfarrar	N
19	9	2020 Muckle Burn	N
19	9	2020 Muckle Burn	N
4	9	2020 Abernethy Forest	N
30	10	2020 Pow burn	N
30	10	2020 Cowgask burn	N
27	10	2020 East mills garden	N
28	10	2020 Monk myre	N
30	10	2020 Pow inch	N
29	10	2020 Almond	N
29	10	2020 Lochlands	N
29	10	2020 Almond	N
29	10	2020 Lochlands	N
29	10	2020 Almond	N
28	10	2020 Monk myre	N
29	10	2020 Almond	N
29	10	2020 Lochlands	N
29	10	2020 Almond	N
29	10	2020 Pow inch	N
30	10	2020 Cowgask burn	N
30	10	2020 Pow inch	N
29	10	2020 Lochlands	N
27	10	2020 East mills garden	N
28	10	2020 Monk myre	N
29	10	2020 Almond	N
30	10	2020 Quarter bank	N
30	10	2020 Cowgask	N
29	10	2020 Almond	N
29	10	2020 Pow	N
30	10	2020 Cowgask burn	N
30	10	2020 Pow inch	N
29	10	2020 Lochlands	N
27	10	2020 Milntum burn	N
29	10	2020 Lochlands	N
27	10	2020 East mills garden	N
28	10	2020 Monk myre	N
28	10	2020 Pow inch	N
30	10	2020 Pow inch	N
28	10	2020 Monk myre	N
30	10	2020 Quarter bank	N
27	10	2020 River isla	N
26	10	2020 Lintrathen	N
2	11	2020 Tay	N
29	10	2020 Almond	N
29	10	2020 Lochlands	N
7	12	2020 River Earn	N
30	11	2020 Dean Water	N
30	10	2020 Pow	N
28	11	2020 Shochie Burn	N
5	12	2020 River Earn	N
7	11	2020 Baikie burn	N

Full Screen Reset zoom Zoom In Zoom Out Compact view Ruler Status Bar Collapse Tabs Grid Dark Mode Sidebar Navigator

Navigation Slides Outline

Welcome to Draw

Carlito 12 A↑ A↓

B I U X₂ X² AV **A** Comment

Home Tab
This is your primary workspace containing the most frequently used drawing tools. From basic cut, copy and paste functions to shapes, connectors, text tools and formatting options putting everything you need at hand without the menu-hunting.

Text Formatting
Take control of your text with font controls including typeface selection, size adjustment, bold, italic, and underline options. For more fine control such as character spacing and line height use the Sidebar controls.

Navigation
Create multi-page drawings easily using the navigation controls. Jump between pages, locate specific objects, and move around large diagrams with ease. The **Navigation** panel provides quick access to different pages and the ability to create duplicates so you can try out different treatments easily.

File Formats
Import existing .vsd files and native open .odg draw documents with export support for .pdf, .jpeg and .png.

Object Grouping
Organise complex diagrams by grouping related objects together, allowing you to move, resize, and format multiple elements as a unit. Select multiple objects and group them to maintain relationships while editing. Grouped objects move together, scale proportionally, and can share formatting properties. Ungroup when you need to edit individual elements within the collection of objects.

Shapes Library
Access a comprehensive collection of pre-built shapes including rectangles, circles, polygons, arrows, stars, and specialised diagram elements like callouts and flowchart symbols. The shape library provides instant access to elements that form the foundation of most diagrams.

Image Insertion
Easily insert external images, graphics, and media files directly into your drawings through the **Insert tab** or at the end of the **Home tab**. Browse and insert images from your local machine or cloud storage, maintaining original quality and format. Images can be embedded directly into your document or linked to external files for smaller file sizes. Once inserted, images can be resized, cropped, rotated and positioned precisely within your diagram. Apply borders, shadows and transparency effects to integrate images seamlessly with your vector graphics.

Page

Format: User

Orientation: Landscape

Background: Colour White

Margin: Custom

Master Page: Default

The Notebookbar

The main Draw interface is organised around the familiar feeling tabbed menu. This provides single-click access to all the most common features you need and it's worthwhile taking the time to familiarise yourself with the sections it offers.

Easy Access

Jump to any menu section quickly by pressing the Alt + Shift key and then the easy-to-read shortcut key!

File Home Insert Layout Review Format View Help OrganisationalChart.odg

Liberation Sans 18 pt

B I U X₂ X² AV **A**

Alignment Paragraph

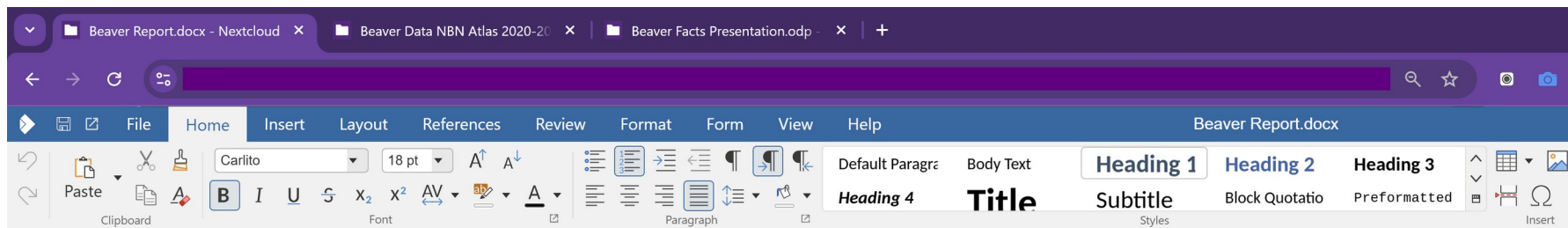
Shapes Image Connectors Illustrations

Organisational Chart

```

graph TD
    CEO[CEO]
    CEO --- B1[ ]
    CEO --- B2[ ]
    B1 --- B1_1[ ]
    B1 --- B1_2[ ]
    B2 --- B2_1[ ]
    B2 --- B2_2[ ]
  
```

Browser Based



1 Introduction: Why Beavers and Editors?

1.1 Shared Habitats, Shared Documents

Beavers live communally, sharing rivers and lodges to achieve more than one individual ever could. Likewise, Collabora Online thrives where many users enter the same digital habitat — a browser window — to collaborate on a single document. *Nulla labor solitaria*: each keystroke ripples outward like concentric waves in a pond.

1.2 Lodges and Log-ins

A beaver lodge has multiple entrances — some visible, some hidden under water. Document editors mirror this with secure authentication, offering entry only to those with the right keys. *Ubj* sign-in est, *ibj* habitat. With thoughtful UI/UX design, the entrance is not only safe, but also welcoming: users glide in, just as beavers dive beneath the surface.



1.3 Rivers of Data

Data, like rivers, must flow. Beaver dams redirect currents to create sustainable ecosystems. Online editors shape the flow of information across servers, ensuring smooth currents of collaboration without flooding the user. Collabora Online *ipsum, semper fluidum, semper adaptivum*.

2 Dams as Natural Version Control

2.1 Every Log a Commit

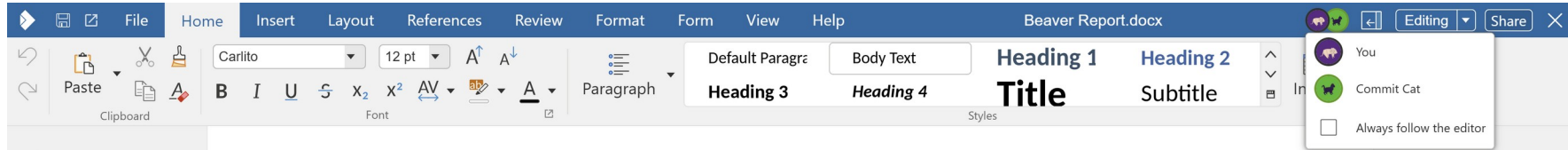
2.3 Floods, Rollbacks, and Resets

Sometimes rivers overflow. Sometimes documents drift off course. In both cases, rollbacks are vital. Beavers rebuild, editors revert. Collabora Online's version history is the river's memory, *semper paratus ad restituendum statum pristinum*.

3 Beaver vs Document Editor Table

Feature / Trait	Beavers	Collabora Online
Habitat	Rivers, lodges, dams	Browsers, containers, clouds, your computer
Building Blocks	Logs, mud, branches	Documents, sheets, slides, drawings
Collaboration	Families work together on one lodge	Multiple users edit one document in real time
Version Control	Every log placed stays in the dam's history	Full version history with rollbacks and revisions
Scalability	Expand lodge size as family grows	Containerized deployments scale with user demand
Security	Sharp incisors & underwater entrances	SSL encryption, sandboxing, permissions, Secure View
Conflict Resolution	Tail slaps to warn rivals	Advanced change tracking
User Experience	Waterproof comfort, multiple entrances	Responsive UI/UX, contextual toolbars, accessibility
Open Source?	Nature's blueprint is free for all	Open standards, community-driven

Multi-user



1 Introduction: Why Beavers and Editors?

1.1 Shared Habitats, Shared Documents

I can type here and undo Beavers live communally, sharing rivers and lodges to achieve more than one individual ever could. Likewise, Collabora Online thrives where many users enter the same digital habitat — a browser window — to collaborate on a single document. ~~Nulla labor solitaria~~ each keystroke ripples outward like concentric waves in a pond. While another user types here... Commit Cat

1.2 Lodges and Log-ins

A beaver lodge has multiple entrances — some visible, some hidden under water. Document editors mirror this with secure authentication, offering entry only to those with the right keys. Ubi sign-in est, ibi habitat. With thoughtful UI/UX design, the entrance is not only safe, but also welcoming: users glide in, just as beavers dive beneath the surface.



1.3 Rivers of Data

Data, like rivers, must flow. Beaver dams redirect currents to create sustainable ecosystems. Online editors share the flow of information across servers, ensuring smooth currents of collaboration

Collaborative
undo & redo

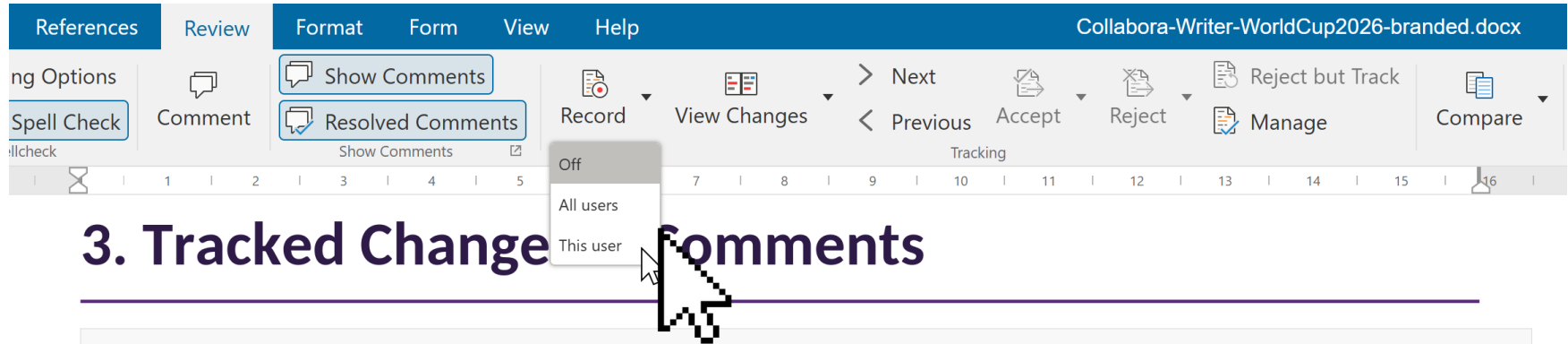
Multi-user

The screenshot displays the Microsoft Excel interface with a spreadsheet titled "Peter_Rabbit_Garden_Demo.xlsx". The spreadsheet has columns for "Plant", "Planting Month", and "Value per". The data is as follows:

Plant	Planting Month	Value per
Carrots	May	
Radishes	June	
Lettuce	March	
Peas	April	78
Cabbage	June	84
Turnips	April	50
Parsnips	June	50
Onions	June	84
Beets	May	50
Spinach	June	50
Broccoli	March	84
Tomatoes	April	50
Pumpkins	April	84
Zucchini	April	84
Brussels Sprouts	June	108
Kale	March	81
Celery	June	51

Callouts for "Benjamin B" are positioned over the "Planting Month" column for rows 2, 3, and 4. Callouts for "Mopsy" are positioned over the "Value per" column for rows 6, 7, and 8. The right sidebar shows the "Style" and "Character" panels.

Tracked Changes



The screenshot shows the Microsoft Word ribbon with the 'Review' tab selected. The 'Record' dropdown menu is open, showing options: 'Off', 'All users', and 'This user'. A mouse cursor is pointing at 'This user'. The ribbon also shows 'View Changes', 'Next', 'Previous', 'Accept', 'Reject', 'Reject but Track', 'Manage', and 'Compare' buttons. The document title is 'Collabora-Writer-WorldCup2026-branded.docx'.

3. Tracked Change Comments

Argentina arrive in North America as heavystrong favourites to retain the trophy won so memorably in Qatar. Lionel Messi, now at 38 years of age, will captain the side for what is expected to be his final World Cup.

Spain, ranked first in the world, arepresent themselves as the leading challengers, drawn into a favourable Group H alongside Cape Verde, Saudi Arabia and Uruguay.

Powerful

The screenshot displays the Microsoft Excel interface with a spreadsheet titled "hypocycloid-demo.xls". The spreadsheet is divided into several sections:

- Control Panel (Left):** A sidebar containing buttons for "Favorite 10", "Next >", "< Previous", "More Info", "Random", and "Add to Favorites".
- Parameters (Center-Left):** A text area showing "Parameters a: 128 b: 604 t: 1".
- Visualization (Center):** A large black area displaying a complex, multi-colored fractal-like pattern, which is a hypocycloid curve.
- Data Tables (Right):** Two tables of numerical data. The first table has columns "a_inc", "b_inc", "t_inc", and "Animate". The second table has columns "a", "b", "t", "x", "y", and "x(no)".

a_inc	b_inc	t_inc	Animate
128.00	604.27	1.00	0

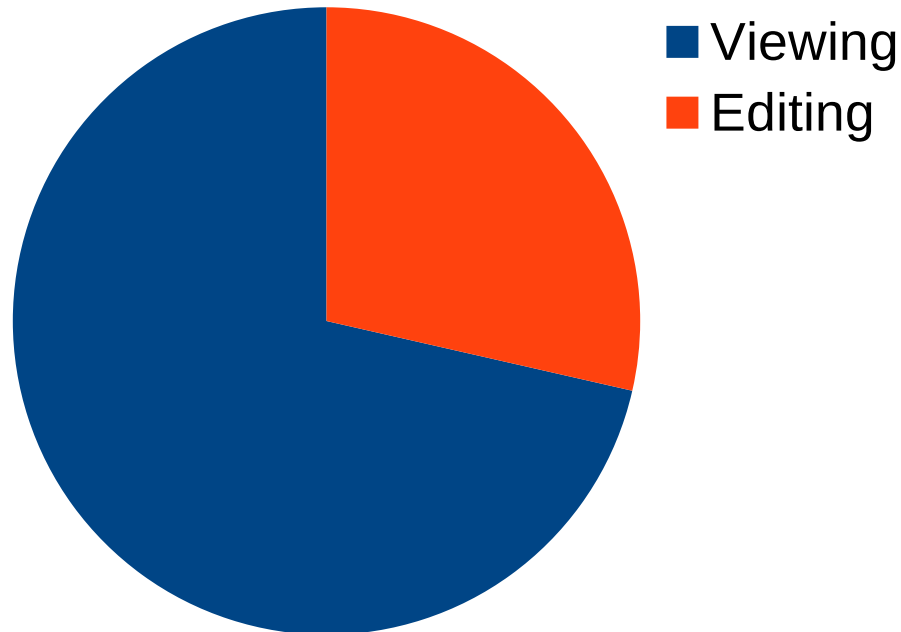
a	b	t	x	y	x(no)
1.00	1.00	1.00	1.00	0.00	-0.0031
129.00	605.27	2.00	196.41	172.20	-0.0011
257.00	1,209.54	3.00	82.30	715.38	-0.0022
385.00	1,813.81	4.00	(879.80)	1,064.34	-0.0109
513.00	2,418.09	5.00	(2,229.17)	96.17	-0.0211
641.00	3,022.36	6.00	(2,240.89)	(2,356.62)	-0.0211
769.00	3,626.63	7.00	455.57	(4,395.49)	0.0006
897.00	4,230.90	8.00	4,715.07	(3,210.76)	0.0360
1,025.00	4,835.17	9.00	6,809.19	1,928.21	0.0534
1,153.00	5,439.44	10.00	3,453.51	7,769.47	0.0255
1,281.00	6,043.71	11.00	(4,417.19)	8,910.04	-0.0391
1,409.00	6,647.98	12.00	(11,065.54)	2,599.10	-0.0951
1,537.00	7,252.26	13.00	(10,133.51)	(7,704.21)	-0.0871
1,665.00	7,856.53	14.00	(552.33)	(13,984.39)	-0.0071
1,793.00	8,460.80	15.00	11,284.03	(10,073.09)	0.0901
1,921.00	9,065.07	16.00	15,898.26	2,446.77	0.1290
2,049.00	9,669.34	17.00	8,613.79	14,469.39	0.0684
2,177.00	10,273.61	18.00	(5,845.38)	16,341.94	-0.0511
2,305.00	10,877.88	19.00	(16,552.73)	6,001.79	-0.1411
2,433.00	11,482.16	20.00	(15,158.12)	(8,882.91)	-0.1291
2,561.00	12,086.43	21.00	(2,828.85)	(16,988.39)	-0.0281
2,689.00	12,690.70	22.00	10,758.69	(12,579.55)	0.0863
2,817.00	13,294.97	23.00	15,552.75	71.19	0.1261
2,945.00	13,899.24	24.00	9,223.08	10,826.54	0.0735
3,073.00	14,503.51	25.00	(1,795.55)	12,442.02	-0.0181
3,201.00	15,107.78	26.00	(8,771.95)	5,990.28	-0.0781
3,329.00	15,712.06	27.00	(8,279.52)	(1,579.92)	-0.0711
3,457.00	16,316.33	28.00	(3,890.28)	(4,728.84)	-0.0351
3,585.00	16,920.60	29.00	(1,005.19)	(4,023.46)	-0.0111
3,713.00	17,524.87	30.00	(696.03)	(3,819.50)	-0.0081
3,841.00	18,129.14	31.00	788.07	(5,915.53)	0.0034
3,969.00	18,733.41	32.00	6,344.93	(6,504.39)	0.0491
4,097.00	19,337.68	33.00	12,587.69	(388.44)	0.1015
4,225.00	19,941.95	34.00	11,483.89	11,540.11	0.0923
4,353.00	20,546.23	35.00	(1,218.20)	20,005.19	-0.0131
4,481.00	21,150.50	36.00	(18,914.65)	14,450.15	-0.1601
4,609.00	21,754.77	37.00	(26,870.57)	(5,826.98)	-0.2281

Performance Wins

A story of workload migration ...

Profile before optimizing ...

Do people edit or just view ? (mostly thumbnailing)



Demo - 25% edit

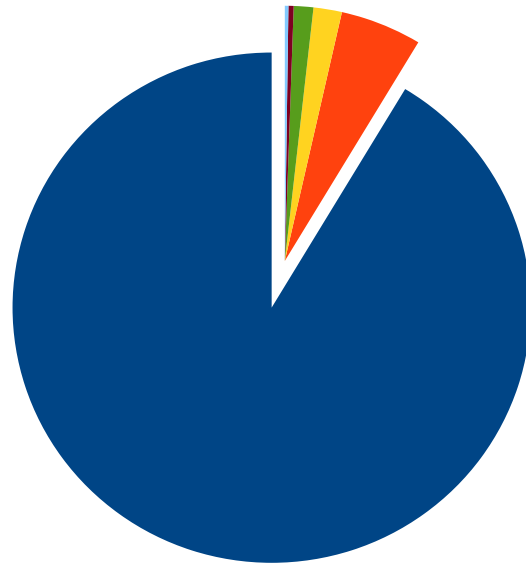
Internal - 28% edit

Rough numbers:

5:2 viewer:editor

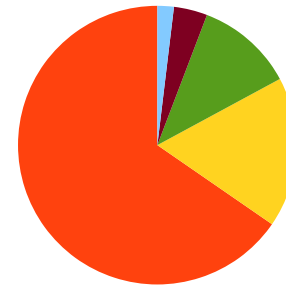
Breaking down all documents

Usage statistics: how many users in each document ?



- 1
- 2
- 3
- 4-6
- 7-10
- 11-

Breaking down >1 user



Summary: of 2/7ths editing:

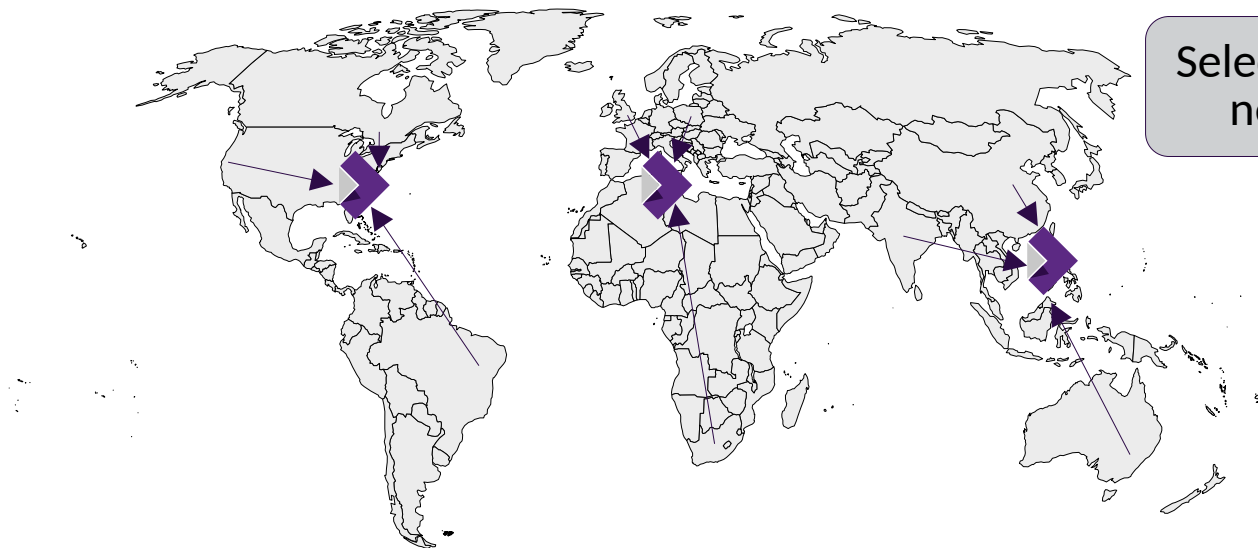
- ~90% are tragically alone ...
- ~5% (1 in 20) editing with someone**

COOL controller ...

Started as a Kubernetes controller

- Making demand scaling work well

Migrating ultra low-latency workloads close to you



Selects COOL server nearest to you

COWASM ...

Prototype for the last year here

- A single ~100Mb code download
- Then ~95% can view / edit the document locally in the browser
- Runs our web-service locally in the browser.

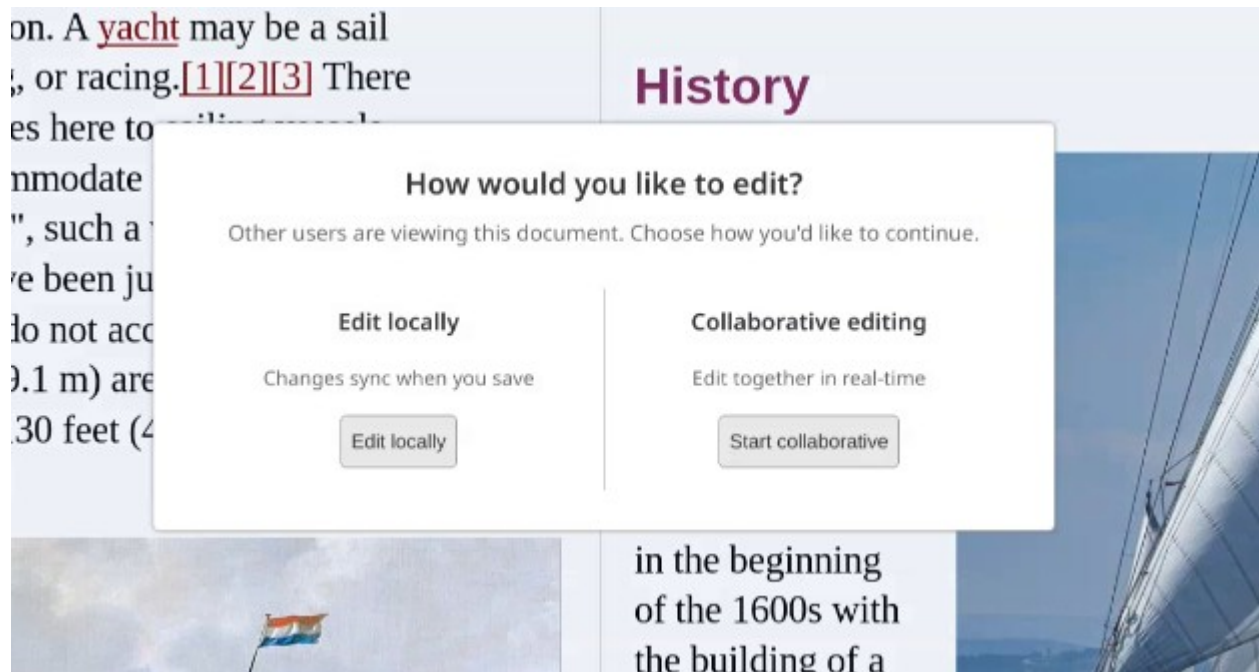
Problem → Browser immaturity with WASM.

- Sharing WASM pieces: the tab-pocalypse
- So helping to fix browsers:
 - Firefox - multi-threaded WASM in a SharedWorker
 - Chrome - SharedWorker needs Worker & SharedArrayBuffer

(new) Collabora Office Desktop

Native versions on a deployed desktop client

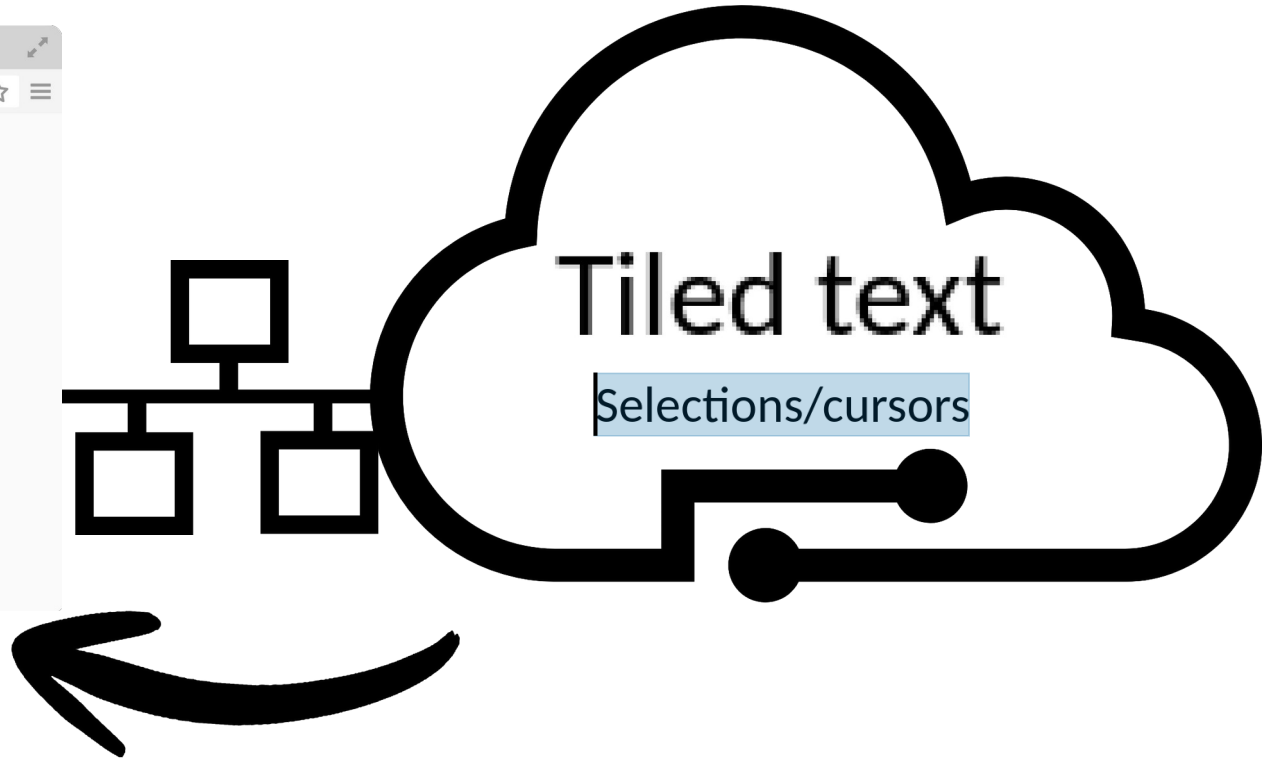
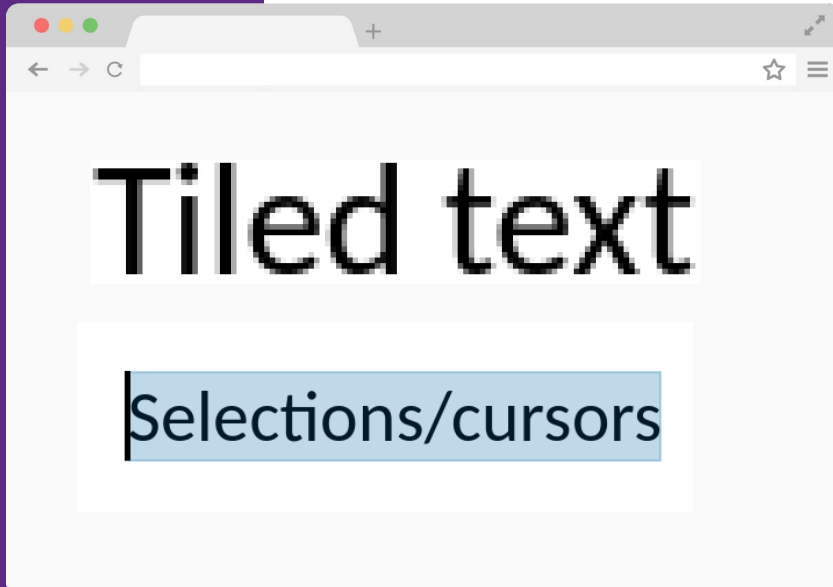
Re-connection for collaborative editing – coming soon !



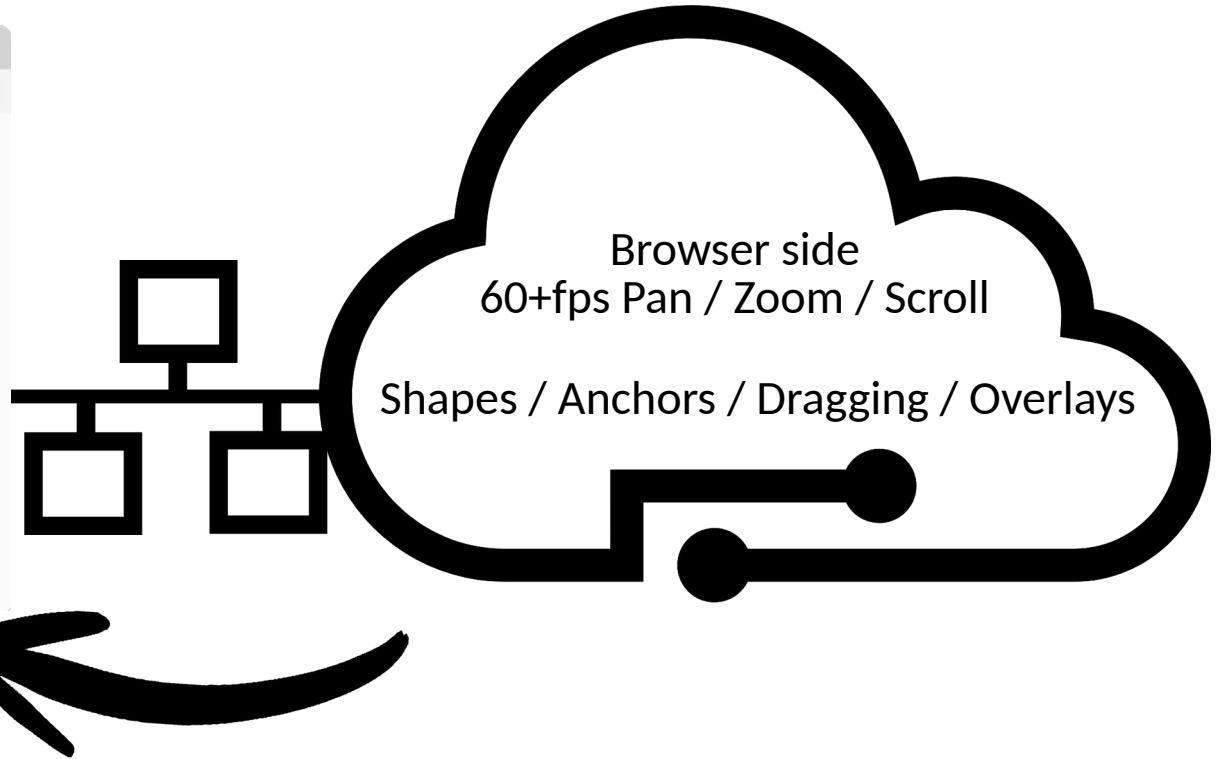
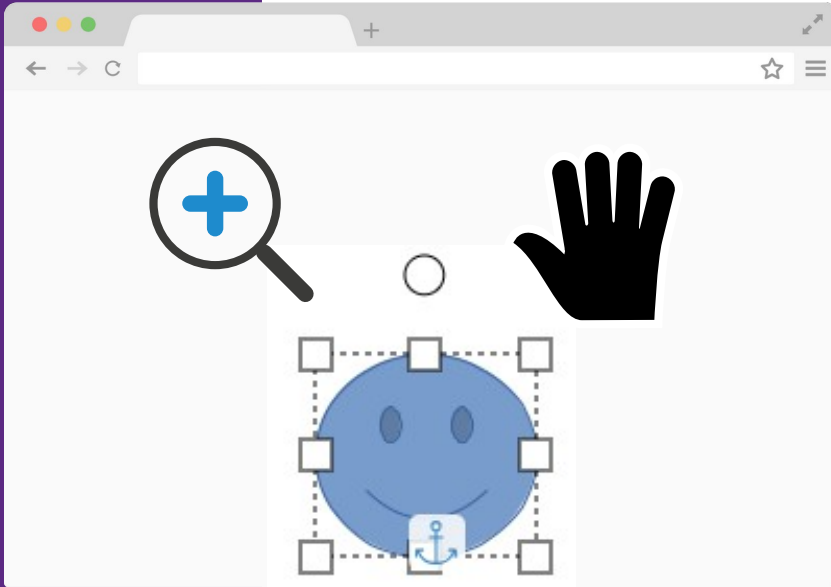
Migrating work to the client

Progress, and next steps ...

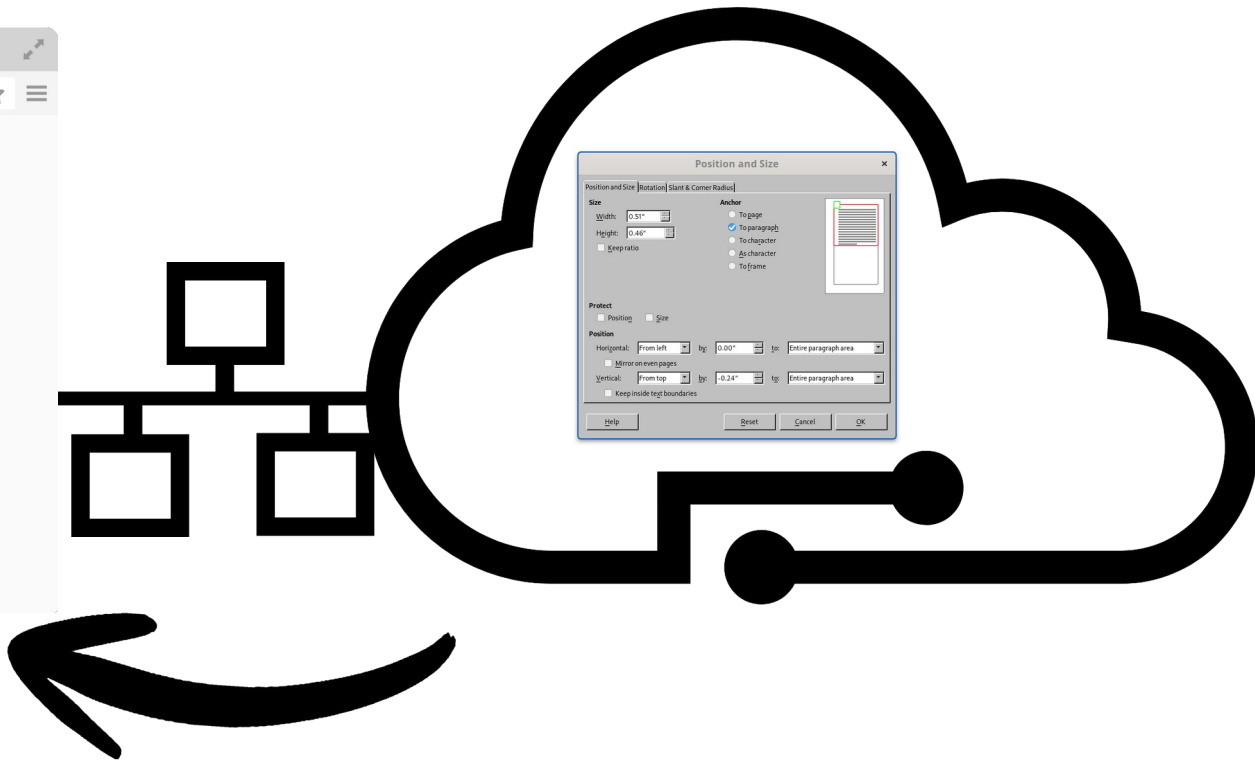
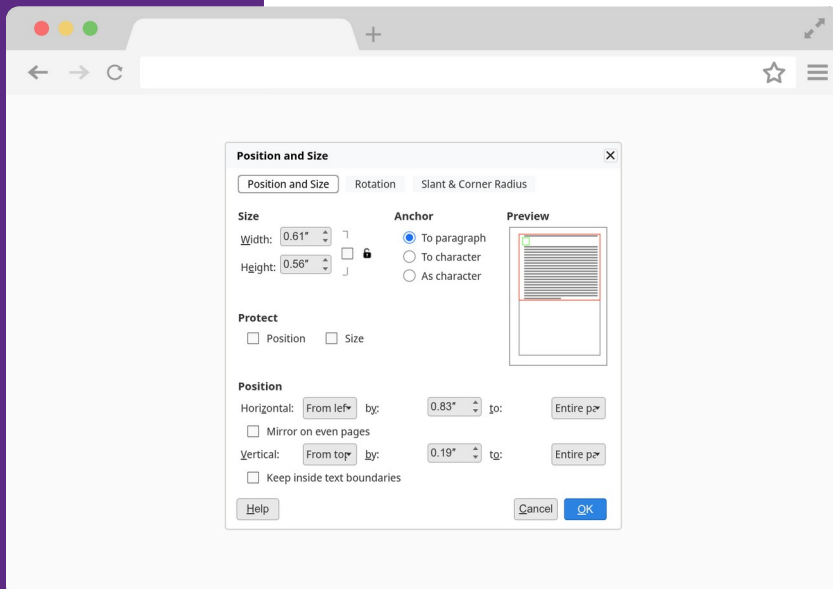
The first migrations ...



Migrating more ...



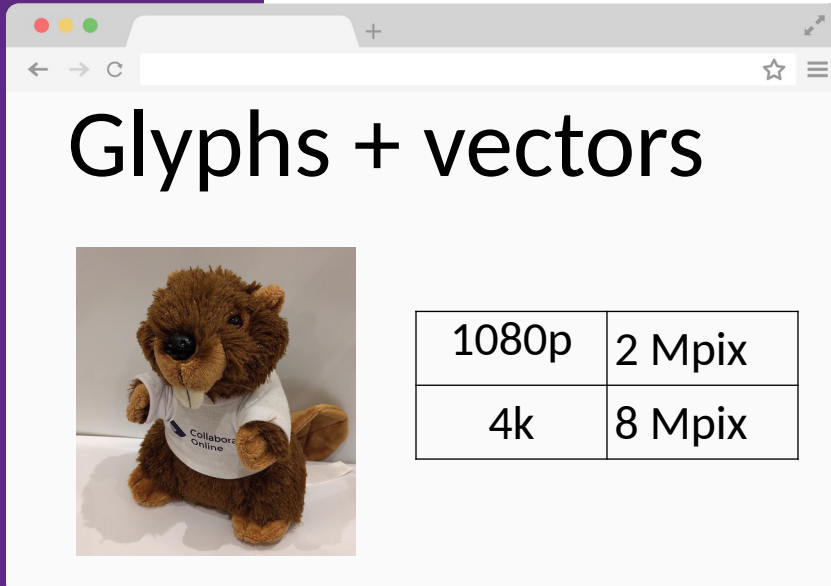
Migrated dialogs ...



Now moving rendering ...

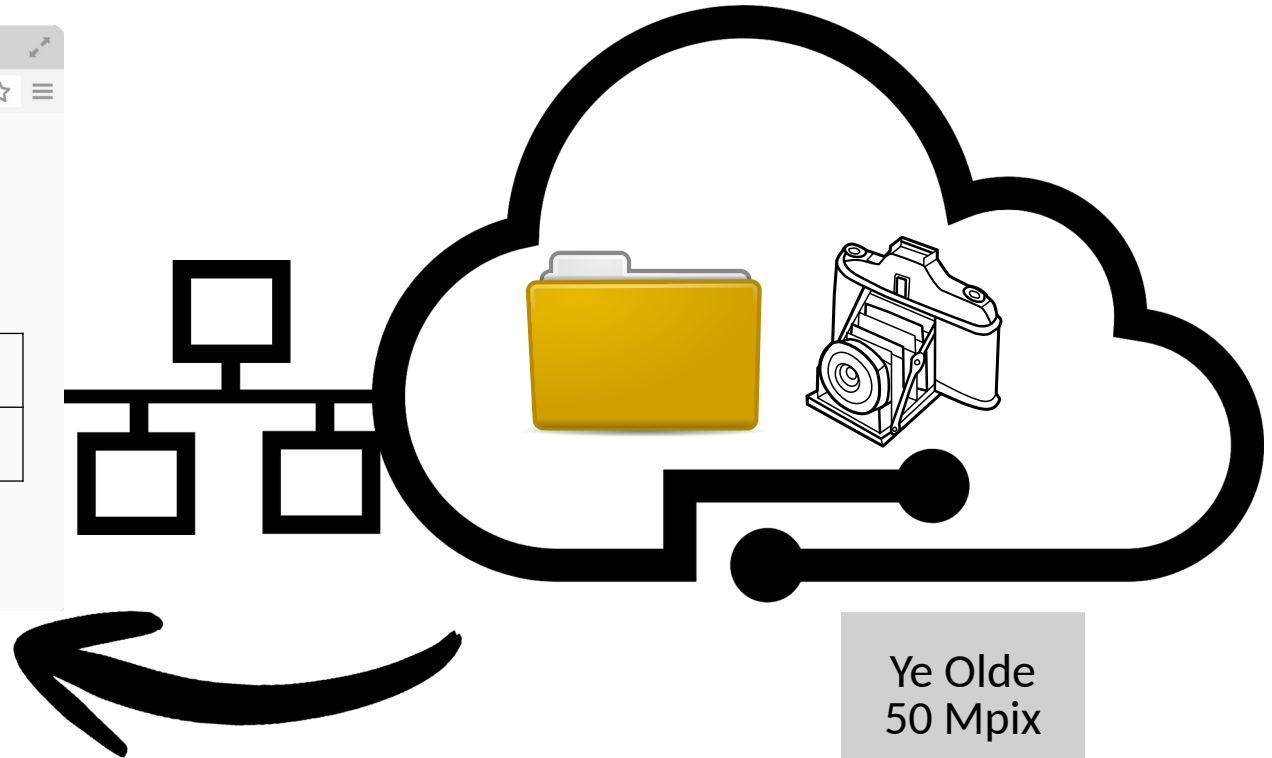
Goals

- Faster client rendering
- Save ~20% server CPU
- Save chunks of server RAM



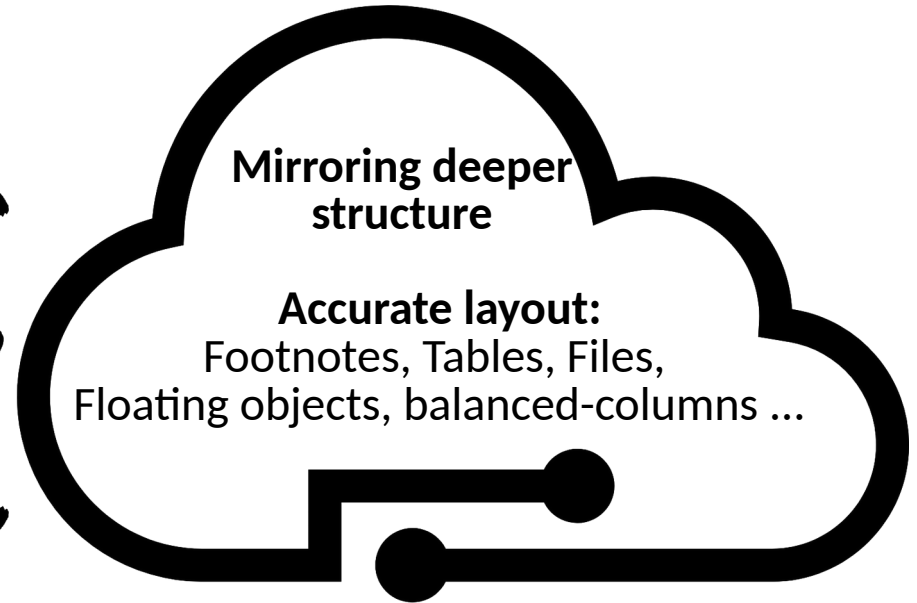

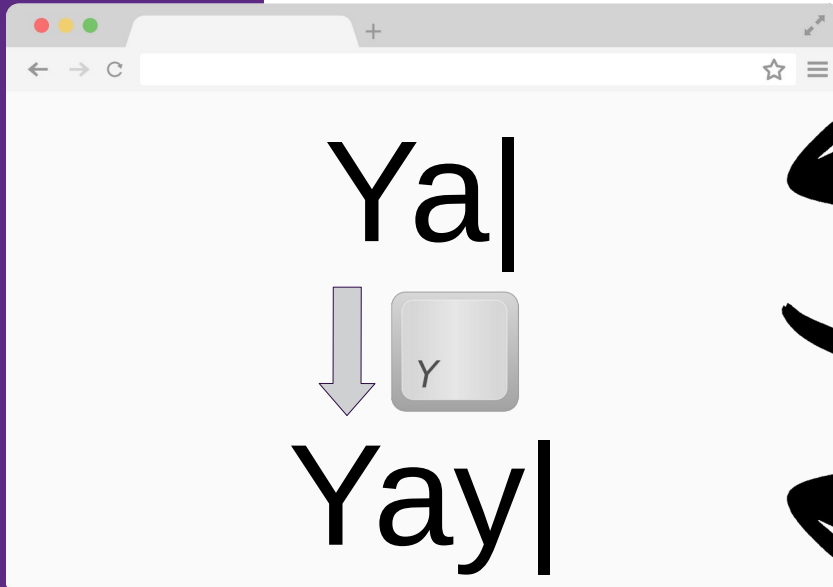
Glyphs + vectors

1080p	2 Mpix
4k	8 Mpix



Ye Olde
50 Mpix
camera

Next: bringing turbo-layout → JS



Typical Hardware Usage

~5-10% of a Nextcloud server

Beautiful and Intuitive

On-selection Formatting Popup

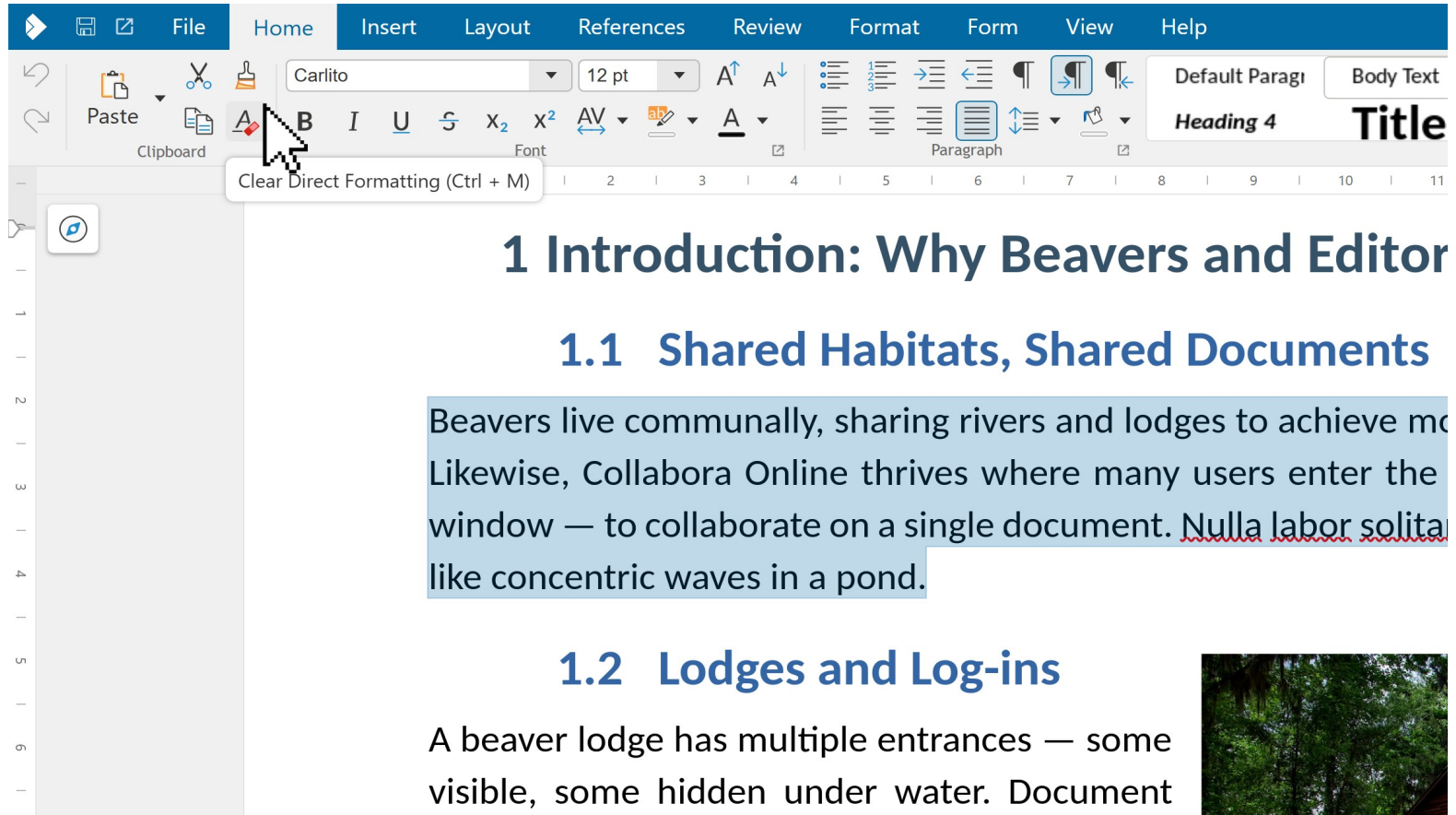
Formatting popup

popup appears right next to the selected text.



underline, font family/**size**, colour, and more. No trackball, it's closer, and it fades away when you're done.

Improving Discoverability



The screenshot shows the Microsoft Word ribbon with the Home tab selected. The 'Clear Direct Formatting (Ctrl + M)' button is highlighted with a mouse cursor. The ribbon includes options for font (Carlito, 12 pt), paragraph (Default Paragraph, Body Text, Heading 4, Title), and other formatting options. The document content below the ribbon is as follows:


1 Introduction: Why Beavers and Editor

1.1 Shared Habitats, Shared Documents

Beavers live communally, sharing rivers and lodges to achieve mo...
Likewise, Collabora Online thrives where many users enter the
window — to collaborate on a single document. Nulla labor solita
like concentric waves in a pond.

1.2 Lodges and Log-ins

A beaver lodge has multiple entrances — some
visible, some hidden under water. Document



Tab Grouping

4 Chewing Through Branches: Conflict Resolution

4.1 Parallel Gnaws, Parallel Edits

Two beavers may gnaw the same tree; two users may edit the same document. Conflictus fit inevitabilis. Yet with structured negotiation — whether by tail slap or document repair dialogue — both nature and software find harmony.

4.2 Merge Conflicts in the Wild

In the forest, the tree will fall to one side. In a document, the text must also resolve to one final branch. Collabora Online ensures that edits are synchronized in real-time, reducing friction and smoothing the current. Nulla stagnatio. nulla chaos.

4.3 Consensus by Water Flow

Page 5 of 7 | 1,170 words, 7,953 characters | English (UK)

Improves
discoverability

Tab Grouping

4 Chewing Through Branches: Conflict Resolution

4.1 Parallel Gnaws, Parallel Edits

Two beavers may gnaw the same tree; two users may edit the same document. Conflictus fit

4 Chewing Through Branches: Conflict Resolution

4.1 Parallel Gnaws, Parallel Edits

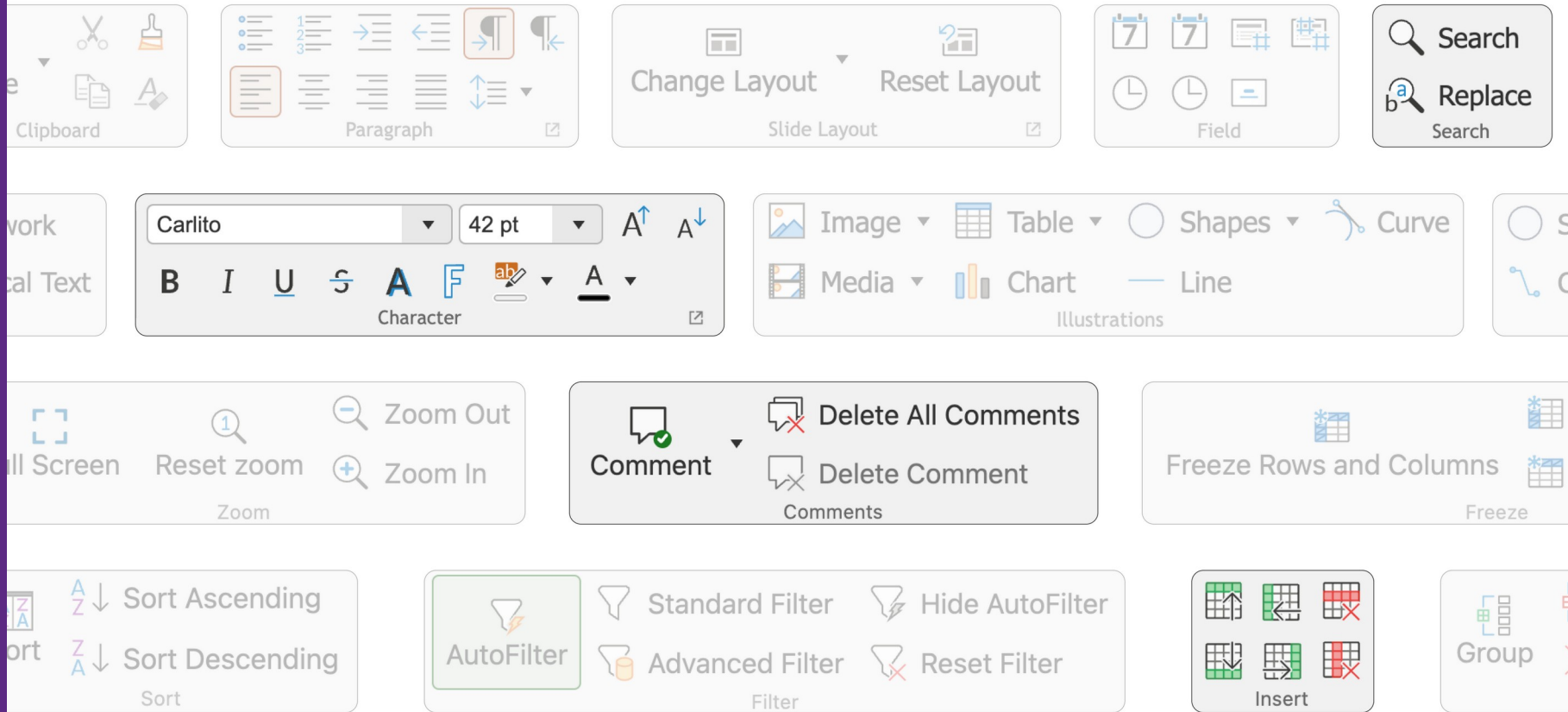
Two beavers may gnaw the same tree; two users may edit the same document. Conflictus fit inevitabilis. Yet with structured negotiation — whether by tail slap or document repair dialogue — both nature and software find harmony.

4.2 Merge Conflicts in the

Improves screen usage

Collabora Office

Clear structure, less to memorize



Clear Audit Trail

Deleted: Commit Cat - 05/14/2026 14:05:25

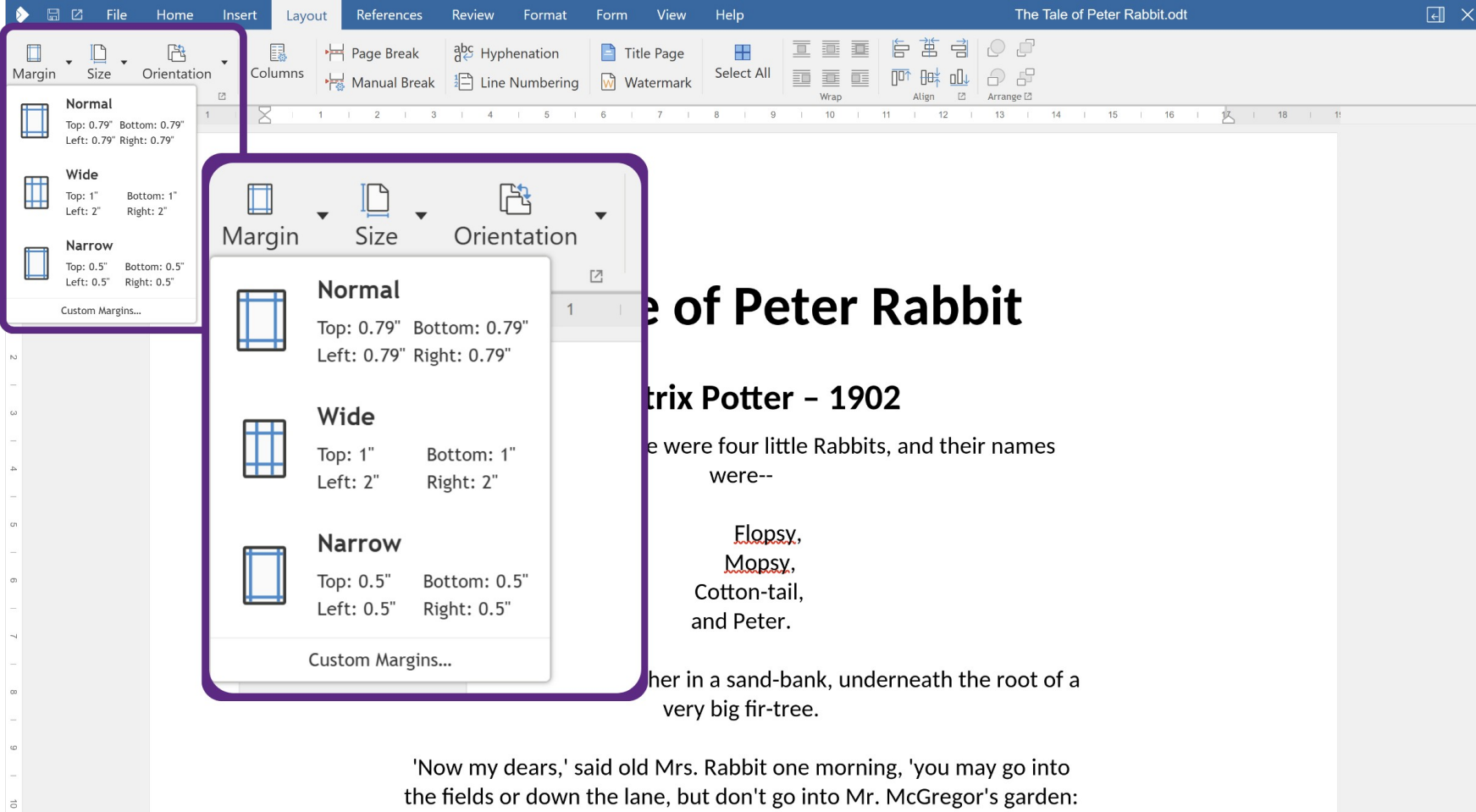
th America as ~~heavy~~strong favourites to retain the trophy won so
onel Messi, now at 38 years of age, will captain the side for what i
l World Cup.

ie world, ~~are~~represent themselves as the leading challengers, drawn
ngside Cape Verde, Saudi Arabia and Uruguay.

Intuitive Options

The image displays a presentation software interface with a ribbon menu at the top containing tabs: File, Home, Insert, Design, Transition, Slide Show, Review, Format, View, and Help. The main window title is 'SCCON COOL Update.odp'. A 'New' menu is open, showing a grid of slide layout icons. One icon, labeled 'Centred Text', is highlighted with a mouse cursor. A secondary window titled 'Impress_Pictures.pptx' is overlaid on the right, showing a 'Picture' menu with options: Flip Vertically, Flip Horizontally, Position and Size, Flip Horizontally, Flip Vertically, Invert, Greyscale, Powerful Image Formatting, Charcoal, and Interaction. The bottom status bar shows 'Slide 10 of 69 | English (USA) | 120%'. The Collabora Online logo is visible in the bottom left corner.

Intuitive Options



The screenshot shows the Microsoft Word interface with the **Layout** tab selected. The **Margins** dropdown menu is open, displaying three options:

- Normal**: Top: 0.79" Bottom: 0.79" Left: 0.79" Right: 0.79"
- Wide**: Top: 1" Bottom: 1" Left: 2" Right: 2"
- Narrow**: Top: 0.5" Bottom: 0.5" Left: 0.5" Right: 0.5"

Below each option is a "Custom Margins..." link. The document text in the background includes:

The Tale of Peter Rabbit

Beatrix Potter - 1902

There were four little Rabbits, and their names were--

Flopsy,
Mopsy,
Cotton-tail,
and Peter.

...her in a sand-bank, underneath the root of a very big fir-tree.

'Now my dears,' said old Mrs. Rabbit one morning, 'you may go into the fields or down the lane, but don't go into Mr. McGregor's garden:

Two-Page View

Beaver Report.docx

Editing Share

Clipboard Paste Font Paragraph

Default Paragraph Body Text Heading 1 Heading 2 Heading 3 Heading 4 Title Subtitle Block Quotation Preformatted Styles

Search Replace

4 Chewing Through Branches: Conflict Resolution

4.1 Parallel Gnaws, Parallel Edits

Two beavers may gnaw the same tree; two users may edit the same document. Conflicts fit inevitable. Yet with structured negotiation — whether by tail slap or document repair dialogue — both nature and software find harmony.

4.2 Merge Conflicts in the Wild

In the forest, the tree will fall to one side. In a document, the text must also resolve to one final branch. Collabora Online ensures that edits are synchronized in real-time, reducing friction and smoothing the current. *Nulla stagnatio, nulla chaos.*

4.3 Consensus by Water Flow

Ultimately, the river decides. Likewise, in online editing, the flow of collaboration brings consensus. UI/UX improvements — contextual toolbars, responsive layouts, adaptive design — ensure that resolution feels natural, like water finding its way downhill.

5 Waterproof Collaboration: Multi-Tenant Lodges

5.1 Shared Spaces, Separate Rooms

Within one lodge, several families may co-exist. Within one Collabora Online deployment, multiple organizations cohabit the same containerized infrastructure. Each has its room, yet all benefit from shared stability. Multi-tenant *issuu, semper integratum.*

5.2 Stateless Streams

Beaver dams store water, but not memory; the current always moves. In containerized editing, state is distributed and recoverable, not tied to a single machine. This allows scalability: lodges can grow, clusters can expand, rivers can widen without losing flow.

5.3 Always Online, Always Afloat

A good lodge resists floods; a good platform resists downtime. Collabora Online is designed for high availability: documents remain accessible, edits propagate instantly, users float together even across turbulent waters.

6 Beaver vs Document Editor Chart

Category	Beavers	Collabora Online	Competitors
Scalability	Low	High	Medium
Collaboration	High	Medium	Low
Security	High	Medium	Low
Interoperability	Low	High	Medium

7 Security by Nature: Teeth, Trees, and TLS

7.1 Incisors as Intrusion Detection

Beaver incisors grow continuously, sharpened to defend against threats. In digital collaboration, TLS encryption and container isolation function the same way: ever-ready, ever-strong, guarding the lodge from intrusion.

7.2 Mud Walls and Firewalls

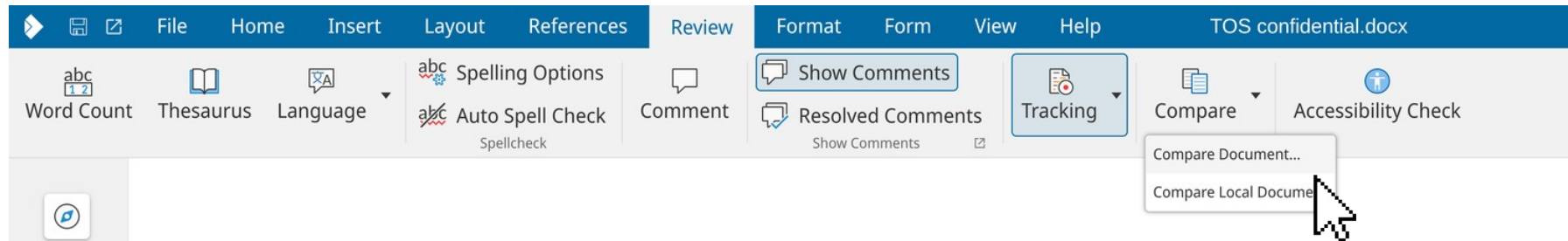
Beavers reinforce lodges with mud, sealing cracks and gaps. In technology, firewalls and layered access controls protect against breaches. *Ubi cauda tunditur, ibi securitas servatur.*

5 / 7

6 / 7

Page 5 of 7 | 1,170 words, 7,953 characters | English (UK) | 70%

Document Comparison



NOTICE OF TERMS AND CONDITIONS OF SERVICE

February 5th

1. Introductory Provisions: By utilizing the Services, you (hereinafter referred to as "User") acknowledge that you ~~hav~~ have read, comprehend, and acquiesce to be bound by the Terms of Service (hereinafter referred to as "TOS"), as well as any supplementary guidelines, policies, or operational parameters that may be promulgated from time to time.

2. Definitions and Interpretations: For the purposes of these TOS, the following terminology shall be construed as follows: "Services" shall denote the entirety of functionalities, utilities, and amenities provided by the Service Provider; "Service Provider" shall refer to the entity responsible for the administration, maintenance, and provision of the Services; "User Content" shall

Document Comparison

The screenshot displays the Microsoft Word interface with the Document Comparison tool active. The ribbon includes File, Home, Insert, Layout, References, Review, Format, Form, View, and Help. The document title is "TOS confidential.docx". The tool compares two versions: "Initial Version" and "Current Version".

Initial Version:

NOTICE OF TERMS AND CONDITIONS OF SERVICE February 5th 1st 2026

1.Introductory Provisions: By utilizing the Services, you (hereinafter referred to as "User") acknowledge that you have read, comprehend, and acquiesce to be bound by these Terms of Service (hereinafter referred to as "TOS"), as well as any supplementary guidelines, protocols, or operational parameters that may be promulgated from time to time.

2.Definitions and Interpretations: For the purposes of these TOS, the following terminology shall be construed as follows: "Services" shall denote the entirety of functionalities, utilities, and amenities provided by the Service Provider; "Service Provider" shall refer to the entity responsible for the administration, maintenance, and provision of the Services; "User Content" shall encompass any and all data, information, or materials submitted, uploaded, or transmitted by the User in conjunction with the utilization of the services...ServicesServices.

- o Definitions and interpretations from 2026 – to be updated.
- o Prepare interpretations for 2027.
- o Definitions and interpretations from 2026 – to be updated.
- o Prepare interpretations for 2027.

2.1 Definitions and interpretations in 2026: to be updated.

3.Grant of License: Subject to the User's adherence to these TOS, the Service Provider hereby grants to the User a non-exclusive, non-transferable, and revocable license to access and utilize the Services, solely for the User's personal, non-commercial purposes.

4.[2.] User Obligations: The User agrees to:

a. Maintain Confidentiality: Preserve the confidentiality of any passwords, usernames, or other authentication credentials associated with the User's account; Comply with Applicable Laws: Utilize the Services in conformity with all applicable laws, statutes, regulations, and ordinances;

b. Comply with Applicable Laws: Utilize the Services in conformity with all applicable laws, statutes, regulations, and ordinances; Maintain Confidentiality: Preserve the confidentiality of any passwords, usernames, or other authentication credentials associated with the User's account;

c. Provide Accurate Information: Furnish accurate, complete, and up-to-date information in conjunction with the registration process and ongoing utilization of the Services;

d. Refrain from Prohibited Activities: Abstain from engaging in any activities that may be deemed detrimental to the Services, the Service Provider, or other Users, including but not limited to:

Current Version:

NOTICE OF TERMS AND CONDITIONS OF SERVICE February 5th 1st 2026

1.Introductory Provisions: By utilizing the Services, you (hereinafter referred to as "User") acknowledge that you have read, comprehend, and acquiesce to be bound by these Terms of Service (hereinafter referred to as "TOS"), as well as any supplementary guidelines, protocols, or operational parameters that may be promulgated from time to time.

2.Definitions and Interpretations: For the purposes of these TOS, the following terminology shall be construed as follows: "Services" shall denote the entirety of functionalities, utilities, and amenities provided by the Service Provider; "Service Provider" shall refer to the entity responsible for the administration, maintenance, and provision of the Services; "User Content" shall encompass any and all data, information, or materials submitted, uploaded, or transmitted by the User in conjunction with the utilization of the services...ServicesServices.

- o Definitions and interpretations from 2026 – to be updated.
- o Prepare interpretations for 2027
- o Definitions and interpretations from 2026 – to be updated.
- o Prepare interpretations for 2027.

2.1 Definitions and interpretations in 2026: to be updated.

3.Grant of License: Subject to the User's adherence to these TOS, the Service Provider hereby grants to the User a non-exclusive, non-transferable, and revocable license to access and utilize the Services, solely for the User's personal, non-commercial purposes.

Moved (insertion): Christine - 01/30/2026 10:51:15

a. Maintain Confidentiality: Preserve the confidentiality of any passwords, usernames, or other authentication credentials associated with the User's account; Comply with Applicable Laws: Utilize the Services in conformity with all applicable laws, statutes, regulations, and ordinances;

b. Comply with Applicable Laws: Utilize the Services in conformity with all applicable laws, statutes, regulations, and ordinances; Maintain Confidentiality: Preserve the confidentiality of any passwords, usernames, or other authentication credentials associated with the User's account;

c. Provide Accurate Information: Furnish accurate, complete, and up-to-date information in conjunction with the registration process and ongoing utilization of the Services;

d. Refrain from Prohibited Activities: Abstain from engaging in any activities that may be deemed detrimental to the Services, the Service Provider, or other Users, including but not limited to:

Page 1 of 2 | 647 words, 3,443 characters | English (USA) | 100%

Document Comparison

TOS confidential.docx

File Home Insert Layout References Review Format Form View Help

Word Count Thesaurus Language Spelling Options Auto Spell Check Comment Show Comments Resolved Comments Record View Changes

Next Previous Accept Reject Reject but Track Manage Compare Accessibility Check

Initial Version Current Version

NOTICE OF TERMS AND CONDITIONS OF SERVICE February 5th 1st 2026

1.Introductory Provisions: By utilizing the Services, you (hereinafter referred to as "User") acknowledge that you have read, comprehend, and acquiesce to be bound by these Terms of Service (hereinafter referred to as "TOS"), as well as any supplementary guidelines, protocols, or operational parameters that may be promulgated from time to time.

2.Definitions and Interpretations: For the purposes of these TOS, the following terminology shall be construed as follows: "Services" shall denote the entirety of functionalities, utilities, and amenities provided by the Service Provider; "Service Provider" shall refer to the entity responsible for the administration, maintenance, and provision of the Services; "User Content" shall encompass any and all data, information, or materials submitted, uploaded, or transmitted by the User in conjunction with the utilization of the services...ServicesServices.

- o Definitions and interpretations
- o Prepare interpretations for 2027
- o Definitions and interpretations
- o Prepare interpretations for 2027

2.1 Definitions and interpretations in 2026: to be updated.

3.Grant of License: Subject to the User's adherence to these TOS, the Service Provider hereby grants to the User a non-exclusive, non-transferable, and revocable license to access and utilize the Services, solely for the User's personal, non-commercial purposes.

4.[2.] User Obligations: The User agrees to:

- a. Maintain Confidentiality: Preserve the confidentiality of any passwords, usernames, or other authentication credentials associated with the User's account; Comply with Applicable Laws: Utilize the Services in conformity with all applicable laws, statutes, regulations, and ordinances; Maintain Confidentiality: Preserve the confidentiality of any passwords, usernames, or other authentication credentials associated with the User's account;
- b. Comply with Applicable Laws: Utilize the Services in conformity with all applicable laws, statutes, regulations, and ordinances; Maintain Confidentiality: Preserve the confidentiality of any passwords, usernames, or other authentication credentials associated with the User's account;
- c. Provide Accurate Information: Furnish accurate, complete, and up-to-date information in conjunction with the registration process and ongoing utilization of the Services;
- d. Refrain from Prohibited Activities: Abstain from engaging in any activities that may be deemed detrimental to the Services, the Service Provider, or other Users, including but not limited to:

NOTICE OF TERMS AND CONDITIONS OF SERVICE February 5th 1st 2026

1.Introductory Provisions: By utilizing the Services, you (hereinafter referred to as "User") acknowledge that you have read, comprehend, and acquiesce to be bound by these Terms of Service (hereinafter referred to as "TOS"), as well as any supplementary guidelines, protocols, or operational parameters that may be promulgated from time to time.

2.Definitions and Interpretations: For the purposes of these TOS, the following terminology shall be construed as follows: "Services" shall denote the entirety of functionalities, utilities, and amenities provided by the Service Provider; "Service Provider" shall refer to the entity responsible for the administration, maintenance, and provision of the Services; "User Content" shall encompass any and all data, information, or materials submitted, uploaded, or transmitted by the User in conjunction with the utilization of the services...ServicesServices.

- o Deleted: Christine - 01/29/2026 17:01:14 in 2026 -- to be updated.
- o Prepare interpretations for 2027.
- o Definitions and interpretations from 2026 -- to be updated.
- o Prepare interpretations for 2027.

2.1 Definitions and interpretations in 2026: to be updated.

3.Grant of License: Subject to the User's adherence to these TOS, the Service Provider hereby grants to the User a non-exclusive, non-transferable, and revocable license to access and utilize the Services, solely for the User's personal, non-commercial purposes.

4.[2.] User Obligations: The User agrees to:

- a. Maintain Confidentiality: Preserve the confidentiality of any passwords, usernames, or other authentication credentials associated with the User's account; Comply with Applicable Laws: Utilize the Services in conformity with all applicable laws, statutes, regulations, and ordinances;
- b. Comply with Applicable Laws: Utilize the Services in conformity with all applicable laws, statutes, regulations, and ordinances; Maintain Confidentiality: Preserve the confidentiality of any passwords, usernames, or other authentication credentials associated with the User's account;
- c. Provide Accurate Information: Furnish accurate, complete, and up-to-date information in conjunction with the registration process and ongoing utilization of the Services;
- d. Refrain from Prohibited Activities: Abstain from engaging in any activities that may be deemed detrimental to the Services, the Service Provider, or other Users, including but not limited to:

Manage Changes

List Filter

Sort by: Document Position

Action	Author	Date	Comment
✗	Christine	01/29/2026 15:50:00	
✗	Christine	01/29/2026 17:01:14	
+	Christine	01/29/2026 12:18:01	
✗	Christine	01/29/2026 17:01:14	
✗	Christine	01/29/2026 15:50:00	
✗	Christine	01/21/2026 17:21:54	
✗	Christine	01/21/2026 17:15:14	
+	Christine	01/29/2026 12:18:01	
+	Christine	01/30/2026 10:51:15	
+	Christine	01/29/2026 10:51:15	

Accept Reject Accept All Reject All

Help Close

Page 1 of 2 | 2 words, 2 characters | English (USA) | 100%

Contextual tabs

The screenshot shows the 'Image' contextual tab active in the software interface. The ribbon includes options for 'Image Controls' (Brightness, Contrast, Image Mode, Transparency), 'Line Colour', 'Fill Colour', 'Position and Size', 'Wrap', 'Align', 'Arrange', 'Group', and 'Crop'. The main content area displays a slide titled 'Release highlights' with the subtitle 'Systematic interoperability wins — ~200 targeted fixes in four months!'. Below the subtitle is a diagram of a document with blue highlighted sections. A list of features is shown to the right of the diagram:

- **Initial AI support** — Optional, bring-your-own model. Off by default; no document content is shared unless you choose to.
- **Document Comparison** — Side-by-side review of two revisions with clear, accepted/rejected tracking.
- **Table styles** — One-click, designed tables that inherit from document styles instead of ad-hoc formatting.
- **Per-user sheet views** — Disturbing
- **Follow-me presentation** — with syn

The status bar at the bottom indicates 'Page 1 of 1' and '170 words, 1,246 characters'.

The screenshot shows the 'Table' contextual tab active in the software interface. The ribbon includes options for 'Table Properties', 'Merge Cells', 'Split Cells', 'Protect Cells', 'Unprotect Cells', 'Select Cell', 'Paragraph', 'Sort', 'Number Format', and 'Number Format'. The main content area displays a table with the following data:

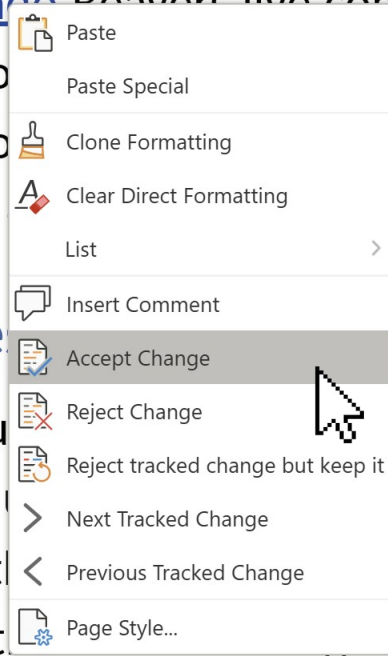
Feature	Status	Priority
Initial AI sup	✓ Done	High
Document Comparison	✓ Done	High
Table styles	✓ Done	Medium
Per-user sheet views	✓ Done	Medium
Follow-me presentation	✓ Done	Medium

The status bar at the bottom indicates '0.0 %'.

Clear Icons

1.1 Shared Habitats, Shared Documents

I can type here and undo. Beavers live communally, sharing rivers ; one individual ever collaborates. Collabora Online thrives when we collaborate on a single document. Each keystroke ripples concentric waves in a pond. W



1.2 Lodge

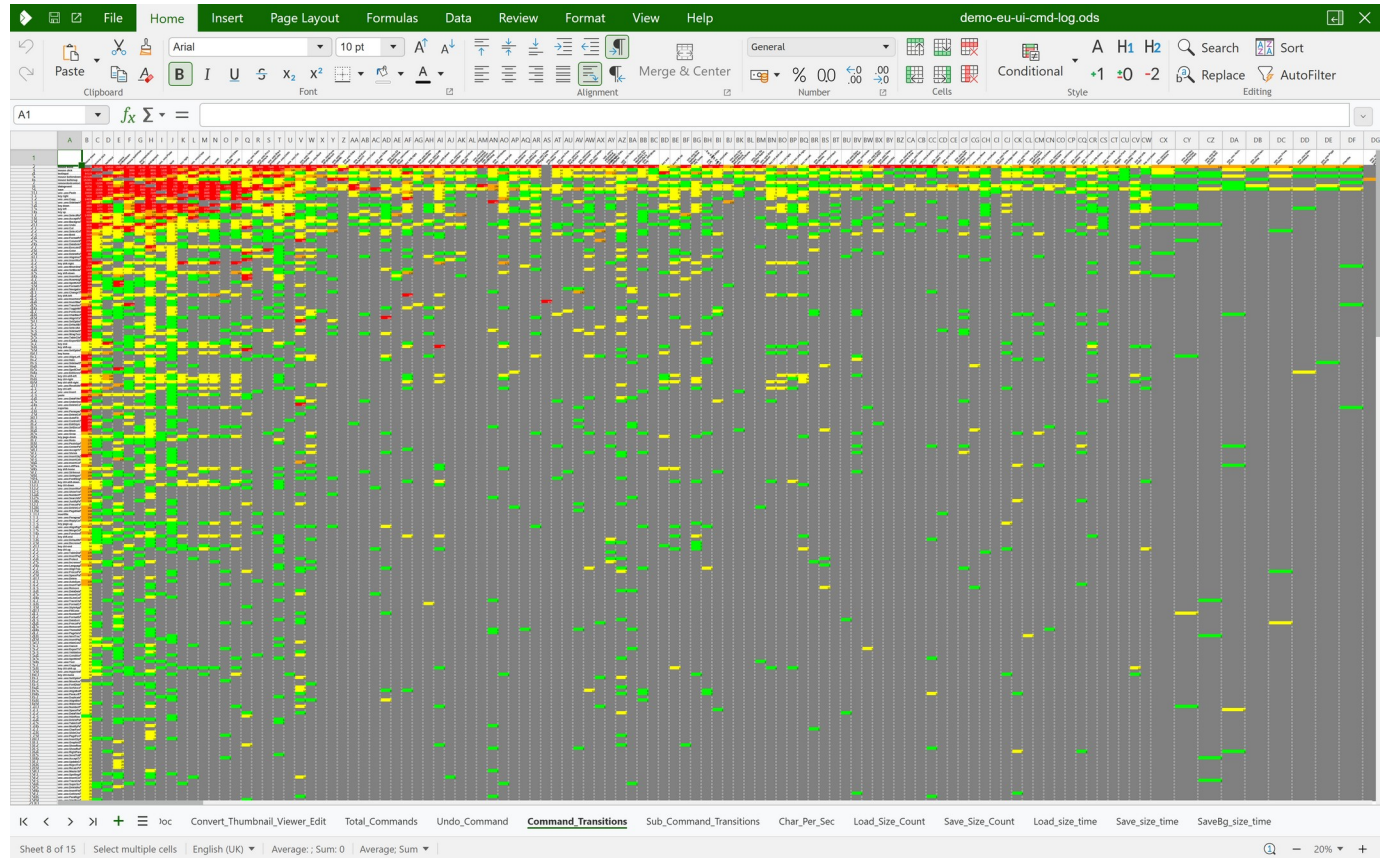
A beaver lodge has multiple entrances. Some are visible, some hidden. In a document, all editors mirror this with undo and redo. Undo offering entry only to the first key. Ubi sign-in est, ubi habitat. With thoughtful



Data-driven Changes

	mouse move	mouse click	textinput	mouse buttondown	mouse buttonup	removetextc ontext	dialogevent	uno .uno:Pa ste	save	key right	uno .uno:Copy	
1												
2	mouse move	0	341146	124519	158507	122222	28762	29919	43046	23845	6931	29123
3	mouse click	439373	0	6665	238	3869	1737	8991	1628	2132	159	746
4	textinput	84119	43104	0	43	3746	81637	9625	1703	4582	16147	24
5	mouse buttondown	152108	0	3112	13591	5589	813	1041	990	114	90	701
6	mouse buttonup	152361	1264	59	0	0	43	193	29	208	7	66
7	removetextcontext	26370	11226	65965	25	2653	0	9764	333	722	3543	36
8	dialogevent	46756	7346	9022	132	477	2519	0	1355	678	317	2055
9	save	6690	19309	8695	659	4477	3863	3617	2119	8797	1140	2756
10	uno .uno:Paste	18434	22395	2035	999	2650	544	2189	0	461	1008	171
11	key right	5409	1876	17057	5	161	1776	293	1905	447	0	301
12	uno .uno:Copy	14838	11877	53	2679	3423	6	5278	66	173	279	0
13	uno .uno:SidebarH	1875	17	2	0	19	0	648	0	8	0	1
14	key down	2885	1277	9753	2	166	975	300	2277	305	2367	2577
15	key left	4414	1474	4358	2	114	687	328	640	468	8485	108
16	key up	1623	773	7941	4	65	565	106	474	195	3328	296
17	uno .uno:SelectRo	14998	36	27	50	209	21	127	115	73	4	184
18	uno .uno:AcceptFo	5193	83	688	21	2	125	2492	362	2464	36	2263
19	uno .uno:Backrou	9239	60	5	33	4	2	22	1	181	74	0

Data-driven Changes





Initial AI Support


Initial AI Support

This will be off by default, you need to configure it yourself

- You can use any AI model you want
- If enabled, we still don't share the document with the AI model
- Document content is **only shared if you select it and actively choose** to share with the model
- Collabora Online runs in stateless containers – we never store any session information
 - We don't want your data!

AI Chat Sidebar

AI Assistant  




Ask AI anything about your document


Make the following text more concise



Make the tone more professional


Rewrite in a more casual, friendly tone

[See more](#)

Ask AI... 

 Content generated by an external AI service (gpt-5.4-mini). Please review before use.

AI Assistant  




Ask AI anything about your document


Diagnose formula error



Sanity check data


Create a formula

[See more](#)

Ask AI... 

 Content generated by an external AI service (openai/gpt-oss-120b:free). Please review before use.

AI Assistant  




Ask AI anything about your document


Create slides

Make the following text more concise


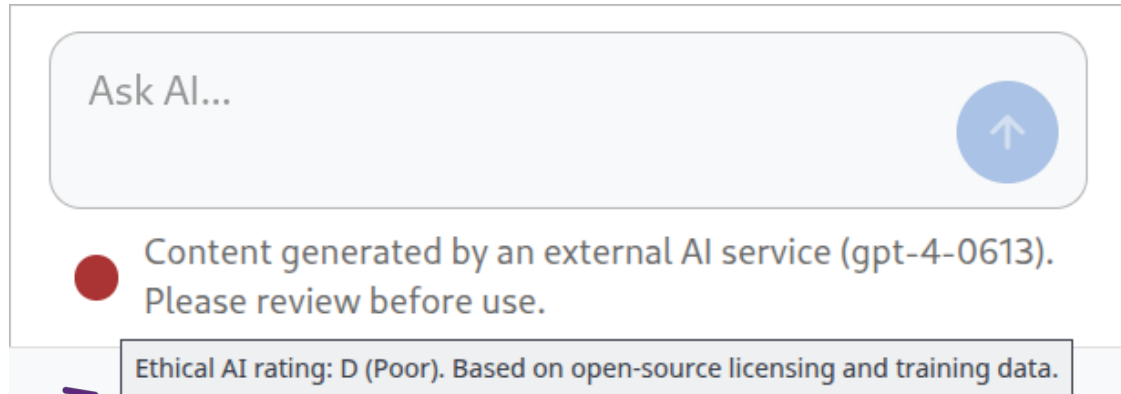
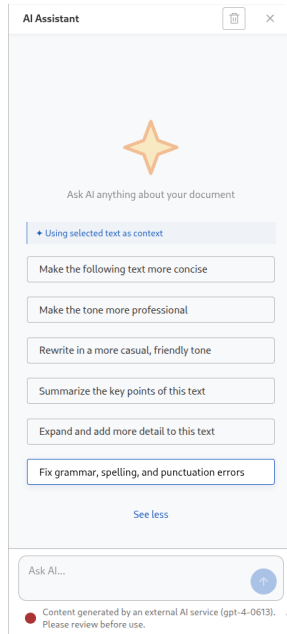
Make the tone more professional

[See more](#)

Ask AI... 

 Content generated by an external AI service (openai/gpt-oss-120b). Please review before use.

Ethical AI Rating



open

closed
unrated
models

Writer

1 Introduction: Why Beavers and Editors?

1.1 Shared Habitats, Shared Documents

Beavers live communally, sharing rivers and lodges to achieve more than one individual ever could. Likewise, Collabora Online thrives where many users enter the same digital habitat — a browser window — to collaborate on a single document. Nulla labor solitaria: each keystroke ripples outward like concentric waves in a pond.

1.2 Lodges and Log-ins

A beaver lodge has multiple entrances — some visible, some hidden under water. Document editors mirror this with secure authentication, offering entry only to those with the right keys. Ubi sign-in est, ibi habitat. With thoughtful UI/UX design, the entrance is not only safe, but also welcoming: users glide in, just as beavers dive beneath the surface.



1.3 Rivers of Data

Data, like rivers, must flow. Beaver dams redirect currents to create sustainable ecosystems. Online editors shape the flow of information across servers, ensuring smooth currents of collaboration without flooding the user. Collabora Online ipsum, semper fluidum, semper adaptivum.

2 Dams as Natural Version Control



2.1 Every Log a Commit

Each log added to a beaver dam represents

AI Assistant



Shared Habitats, Shared Documents

Beavers live **communally**, sharing rivers and lodges to achieve more than one individual ever could. Likewise, Collabora Online thrives

Make it more concise


Shared Habitats, Shared Documents

Beavers live **communally**, sharing rivers and lodges to do more together than any one could alone. Likewise, Collabora Online works best when many users share the same digital habitat — a browser window — to collaborate on one document.

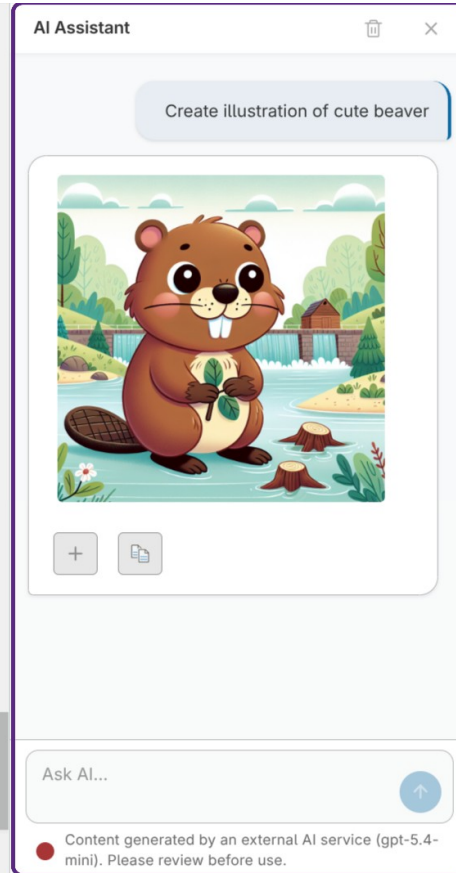


Ask AI...



 Content generated by an external AI service (gpt-5.4-mini). Please review before use.

AI Image Generation



Calc - Formula Error Diagnosis

- Formula errors (#VALUE!, #DIV/0!, #REF!) are cryptic. Users need help understanding what went wrong.
- When a cell has a formula error, a contextual menu appears:
- Help on this error
- Inspect with Function Wizard
- Edit in Formula Bar
- Help fix this error with AI



Calc - Formulas and Data Analysis

Create a formula: Describe what you want in plain language. The LLM writes the formula.

Formula validation: The LLM tests formulas in a sandbox before inserting. No document modification until the user approves.

Sanity check data: The LLM reads the selected data (with row/column headers for context) and checks for anomalies, outliers, or inconsistencies.

Cell references in responses: The LLM outputs clickable cell reference chips (e.g. B2, C12) that navigate directly to the cell when clicked.

Batch formula insertion: The LLM can set multiple cells at once (e.g. fill a column with computed formulas).

Available Calc functions: The LLM can query all available spreadsheet functions grouped by category, so it knows what tools are available when building formulas.

AI Assistant: gpt-5.4-mini

Diagnose formula error in H10: =H8-H6

The error starts in **H8**, not in **H10**.

Root cause

H10 is:
=H8-H6

- H6** evaluates correctly to 4600
- H8** evaluates to #VALUE!

So the subtraction fails because one operand is already an error.

Why **H8 is broken**

H8 is:
=C12-J74

- J74** is empty, which is usually treated as 0
- The problem is **C12**, which is:
=C10+C11

Here:

Ask AI...

Content generated by an external AI service, please review before use.

Clickable Reference

Impress – Create & Refine

The screenshot shows a PowerPoint slide titled "The Great Storylines of 2026" with a red header. The slide content is as follows:

- New Generational Talent** Yamal, Mbappé and Bellingham lead a wave of players under 22 who could define this tournament — and the next decade of football.
- Legacy Builders** For Müller, Modric, and Alisson, 2026 may be a final shot at a winner's medal. Great players completing great stories.
- South American Powerhouses** Brazil and Argentina both arrive as genuine title contenders. A Vinicius-led Brazil vs Lautaro's Argentina final would be legendary.

On the right side of the slide, there are three statistics:

- 9** Nations ranked in global top 10 competing
- 18** Estimated U21 players in squads
- 5** Nations with 2+ prior titles
- 22** Years since USA last hosted the final

The AI Assistant sidebar on the right contains the following text:

AI Assistant

***New Generational Talent** Yamal, Mbappé and Bellingham lead a wave of players under 22 who could define this tournament — and the next decade of football.*

Are these the best players to highlight here?

They're definitely among the strongest names to feature, but whether they're the "best" depends on the angle you want. If the point is to spotlight the most marketable and influential young stars, this trio works very well:

- Lamine Yamal
- Kylian Mbappé
- Jude Bellingham

That said, if you want the headline to feel more strictly "new generational talent," Mbappé is a little less fitting because he's already established as a global star rather than an emerging one. Yamal and Bellingham fit the "next decade" framing more naturally.

A tighter version could be:
New Generational Talent
Yamal and Bellingham lead a wave of

2026 Men's World Cup • Player career records through 2024/25 season

What's New?

Slide Sections

The screenshot displays the Microsoft PowerPoint interface for a presentation titled "World_Cup_2026_Sections.pptx". The ribbon at the top includes tabs for File, Home, Insert, Design, Transition, Slide Show, Review, Format, View, and Help. The Home tab is active, showing options for Clipboard (Undo, Paste, Copy, Paste as Pictures), Slide Layout (New, Refresh), Character (Font face: Carlito, Size: 18 pt, Bold, Italic, Underline, Text Color, Background Color, Bullets, Numbering), Paragraph (Bullets, Numbering, Indent, Decrease Indent, Increase Indent, Line and Paragraph Spacing), Spacing & Colour (Text Spacing, Text Effects), and Illustrations (Shapes, Pictures, Tables, Search). The Navigation pane on the left shows a tree view with "The Host Nations" selected and expanded, revealing sub-slides: "The Host Nations" (current slide), "Three Nations, One Vision" (table), and "Stadium Capacities - Top 8 Venues" (bar chart). Below these are "Tournament Structure" and "Stars to Watch". The main slide area shows a dark green slide with a globe icon, "SECTION 1 OF 3", "The Host Nations", and "2026 Men's World Cup". The status bar at the bottom indicates "Slide 1 of 9", "English (USA)", and "100%".

Slide Sections

The screenshot displays the Microsoft PowerPoint interface for a presentation titled "World_Cup_2026_Sections.pptx". The ribbon at the top includes tabs for File, Home, Insert, Design, Transition, Slide Show, Review, Format, View, and Help. The Home tab is active, showing options for Clipboard, Slide Layout, Character, Paragraph, Spacing & Colour, and Illustrations. The font is set to Carlito, size 18 pt.

The Navigation pane on the left is open, showing a list of slide sections:

- > The Host Nations
- ▼ Tournament Structure
 - Tournament Structure** (highlighted with a red border and a mouse cursor)
- An Expanded 48-Team Format
- Path to Glory – Knockout Rounds
- > Stars to Watch

The main slide area shows a dark blue slide with the following content:

- A soccer ball icon in a blue circle.
- SECTION 2 OF 3
- 02
- Tournament Structure**
- 2026 Men's World Cup

The status bar at the bottom indicates "Slide 4 of 9" and "English (USA)".

Slide Sections

The screenshot displays the Microsoft PowerPoint interface for a presentation titled "World_Cup_2026_Sections.pptx". The ribbon includes tabs for File, Home, Insert, Design, Transition, Slide Show, Review, Format, View, and Help. The Home tab is active, showing options for Paste, New, Clipboard, Slide Layout, Character, Paragraph, Spacing & Colour, Illustrations, and Search.

The Navigation pane on the left shows a tree view with the following sections:

- Slides
- Outline
- > The Host Nations
- > Tournament Structure
- > Stars to Watch

The main slide area shows a slide titled "Stars to Watch" with a dark red background. The slide content includes:

- A red star icon in a white circle.
- The text "SECTION 3 OF 3" in red.
- The large text "Stars to Watch" in white.
- A large red number "03" in the background.
- The text "2026 Men's World Cup" at the bottom.

The status bar at the bottom indicates "Slide 7 of 9" and "English (USA)".

Table Styles

File Home Insert Page Layout Formulas Data Review Format View Table Design Help World_Cup_2026_data_003.xlsx

Remove Table Header Row Banded Rows First Column Filter Buttons
 Total Row Banded Columns Last Column

Table Options

A4:H21 \sum City

	A	B	C	D	E	F
1	2026 Men's World Cup — Host Venues					
2	16 venues across the United States, Canada & Mexico					
3						
4	City	Country	Stadium	Capacity	Matches	Surface
5	New York/NJ	USA	MetLife Stadium	82,500	8	Natural grass
6	Dallas	USA	AT&T Stadium	80,000	9	Natural grass
7	Kansas City	USA	Arrowhead Stadium	76,416	7	Natural grass
8	Houston	USA	NRG Stadium	72,220	8	Natural grass
9	Seattle	USA	Lumen Field	72,000	8	Artificial turf
10	Los Angeles	USA	SoFi Stadium	70,240	8	Natural grass
11	San Francisco	USA	Levi's Stadium	68,500	8	Natural grass
12	Miami	USA	Hard Rock Stadium	65,326	8	Natural grass
13	Philadelphia	USA	Lincoln Financial Field	69,796	7	Natural grass
14	Boston	USA	Gillette Stadium	65,878	7	Natural grass
15	Atlanta	USA	Mercedes-Benz Stadium	71,000	7	Artificial turf
16	Toronto	Canada	BMO Field	30,000	7	Artificial turf
17	Vancouver	Canada	BC Place	54,500	7	Artificial turf
18	Mexico City	Mexico	Estadio Azteca	87,523	7	Natural grass
19	Guadalajara	Mexico	Estadio Akron	49,850	6	Natural grass
20	Monterrey	Mexico	Estadio BBVA	51,350	7	Natural grass

Light

Medium

Record 3rd World Cup

Pivot Tables

Now with
'Calculated Fields'

The screenshot shows the Microsoft Excel interface with a PivotTable. The PivotTable is filtered by Nation and has columns for Goals and Goals per Appearance. An 'Insert Calculated Field' dialog box is open, showing the formula '=Goals / Apps'.

Player	Apps	Sum - Goals	Sum - Goals per Appearance	Sum - Goals	Sum - Goals per Appearance	Sum - Goals	Sum - Goals per Appearance	Sum - Goals
Ademir	6			9	1.50			
Cristiano Ronaldo	22							
Eusébio	6							
Gabriel Batistuta	12	10	0.83					
Gary Lineker	12							
Gerd Müller	13							
Helmut Rahn	9							
Jürgen Klinsmann	17							
Just Fontaine	6							
Karl-Heinz Rummenig	10							
Lionel Messi	26	8	0.31					
Miroslav Klose	24							
Pelé	14							
Ronaldo	19							
Sándor Kocsis	5							
Teófilo Cubillas	13							
Thomas Müller	20							
Uwe Seeler	21							
Total Result		18	0.47					

Per-user Sheet Views

The screenshot shows the Microsoft Excel interface with the 'View' ribbon selected. The ribbon includes options for 'Temporary View 1', 'Freeze Rows and Columns', 'Freeze First Column', 'Freeze First Row', 'Focus Cell', 'Zoom', 'Compact view', and 'Status Bar'. A 'New Sheet View' tooltip is visible over the 'View' icon. The spreadsheet below has a title bar '2026 Men's World Cup - Host Venues' and a grid with columns A-F and rows 1-11. The data is as follows:

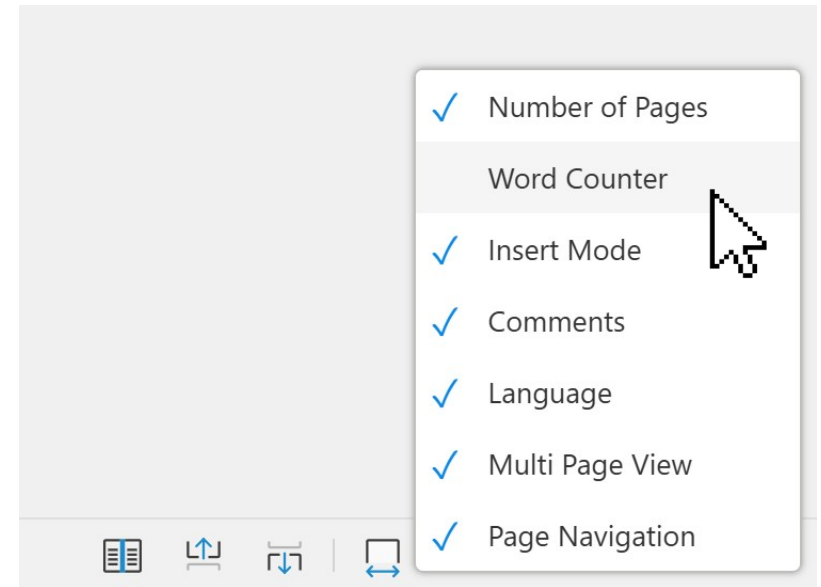
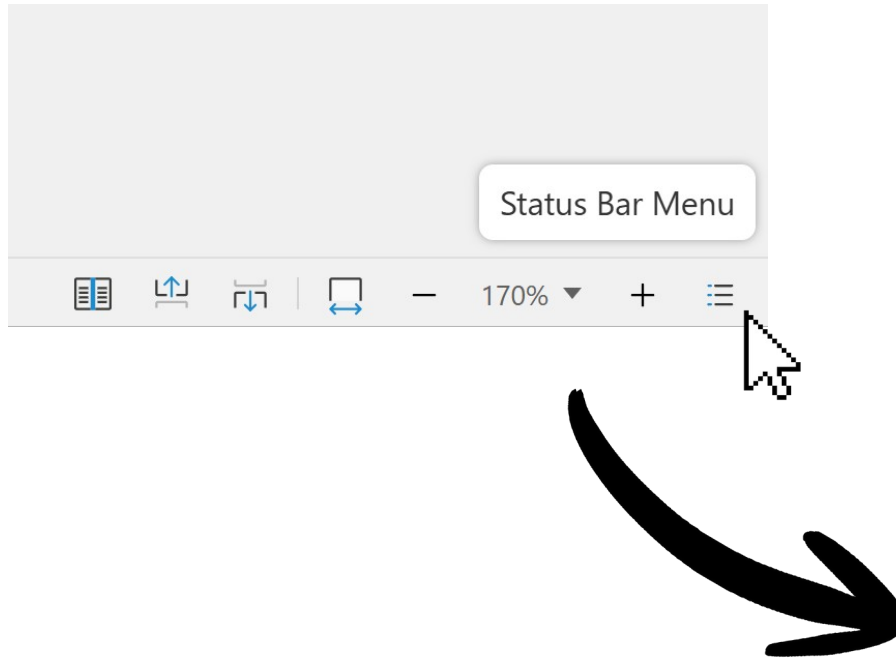
	A	B	C	D	E	F
1	2026 Men's World Cup — Host Venues					
2	<i>16 venues across the United States, Canada & Mexico</i>					
3						
4	City	Country	Stadium	Capacity	Matches	Surface
5	New York/NJ	USA	MetLife Stadium	82,500	8	Natural grass
6	Dallas	USA	AT&T Stadium	80,000	9	Natural grass
7	Kansas City	USA	Arrowhead Stadium	76,416	7	Natural grass
8	Houston	USA	NRG Stadium	72,220	8	Natural grass
9	Seattle	USA	Lumen Field	72,000	8	Artificial turf
10	Los Angeles	USA	SoFi Stadium	70,240	8	Natural grass
11	San Francisco	USA	Levi's Stadium	68,500	8	Natural grass

Shuffle Data

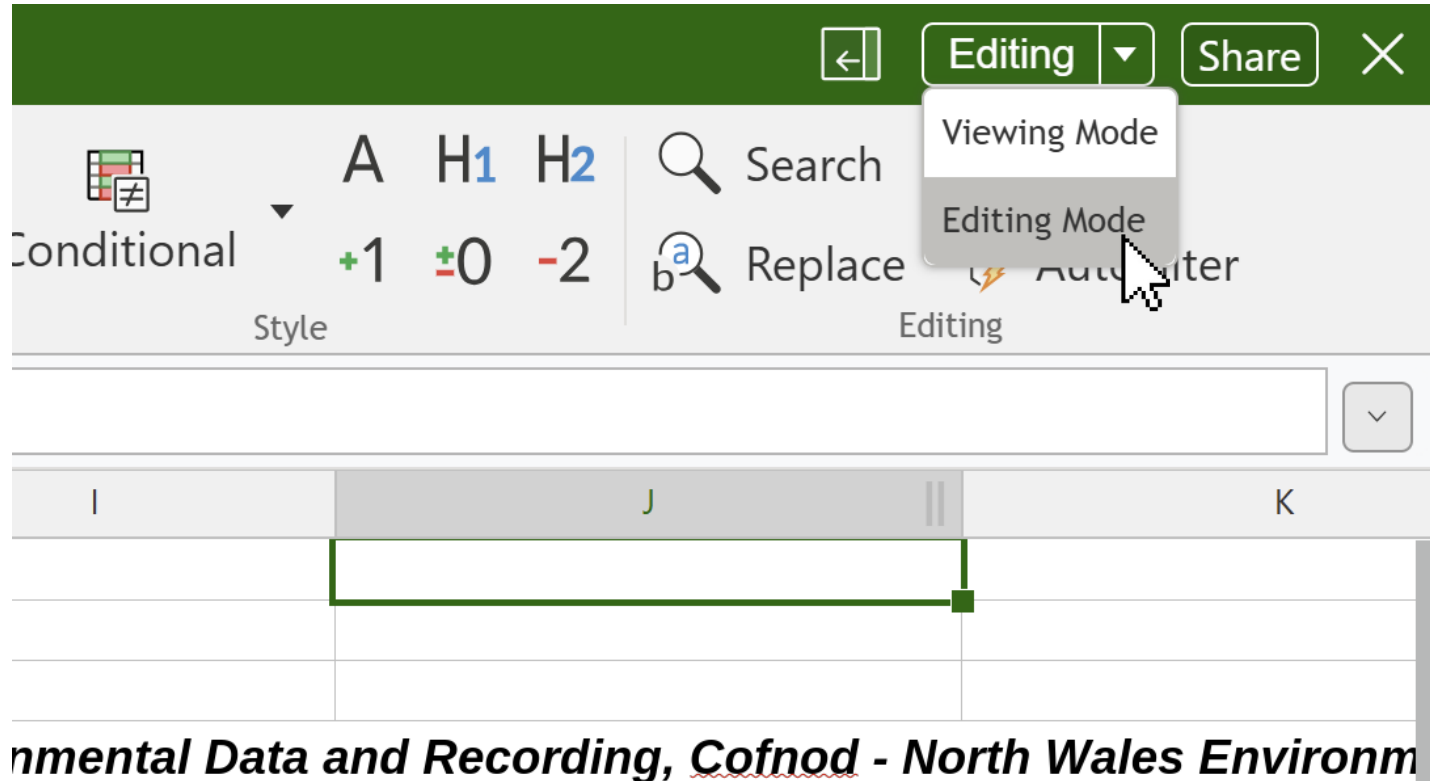
The screenshot shows the Microsoft Excel interface with the 'Sort' ribbon selected. The 'Shuffle' option is highlighted in the 'Sort...' dropdown menu. The spreadsheet below displays a table titled '2026 Men's World Cup — Players of Note' with the following data:

#	Player	Nation	Tournaments	Apps	Goals	Assists	G/App	Era
1	Miroslav Klose	Germany	4	24	16	4	0.67	1998-2014
2	Ronaldo	Brazil	4	19	15	4	0.79	1994-2006
3	Gerd Müller	W. Germany	2	13	14	4	1.08	1970-1974
4	Just Fontaine	France	1	6	13	1	2.17	1958
5	Pelé	Brazil	4	14	12	8	0.86	1958-1970
6	Sándor Kocsis	Hungary	1	5	11	2	2.20	1954
7	Jürgen Klinsmann	W. Germany	3	17	11	2	0.65	1990-1998
8	Helmut Rahn	W. Germany	2	9	10	2	1.11	1954-1958
9	Teófilo Cubillas	Peru	3	13	10	3	0.77	1970-1982
10	Gabriel Batistuta	Argentina	3	12	10	1	0.83	1994-2002

Quick Customisations



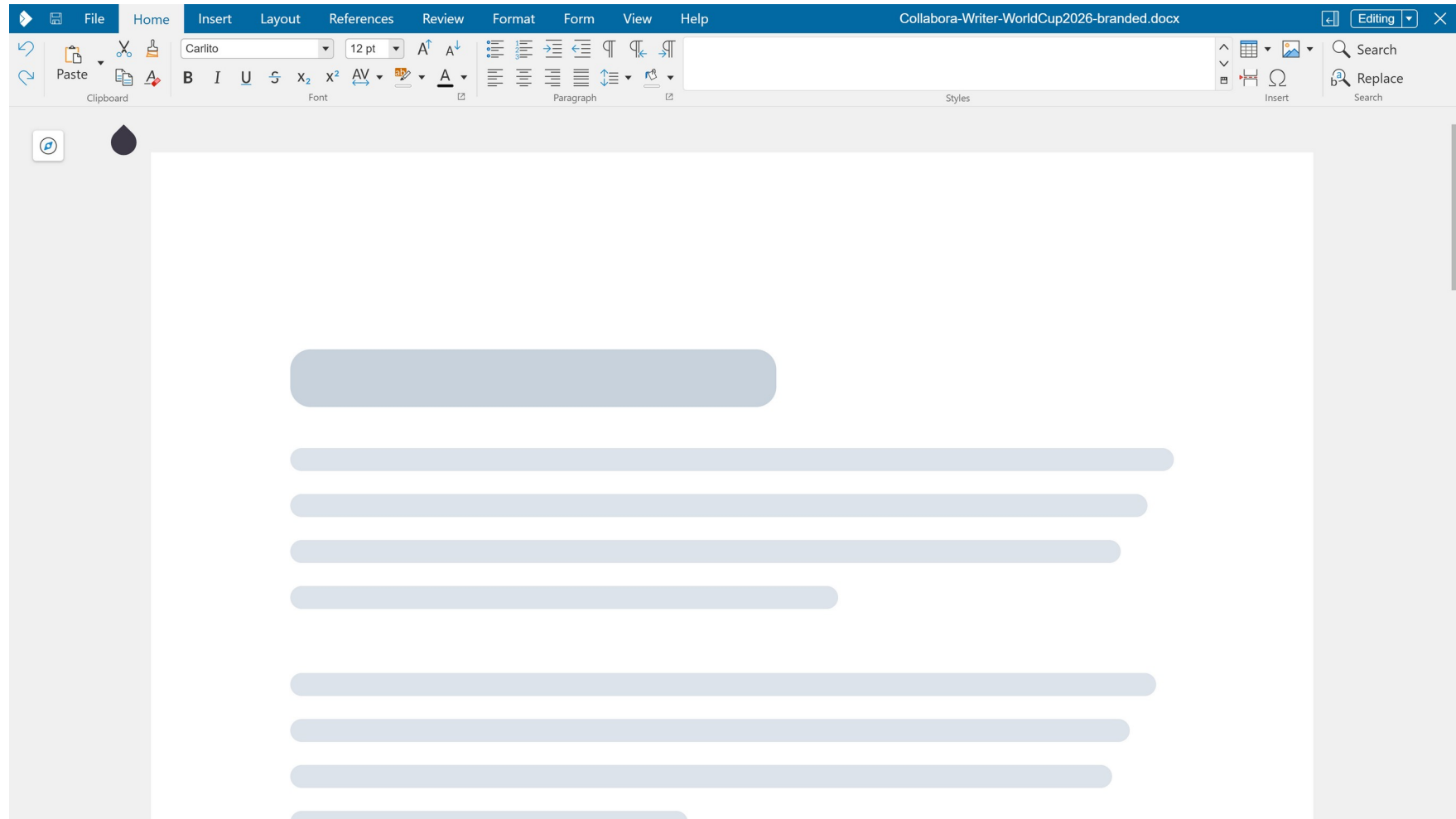
Simple Switching



The screenshot shows the top portion of a spreadsheet application. At the top, there is a dark green header bar with a back arrow icon, a dropdown menu currently set to "Editing", a "Share" button, and a close "X" icon. Below this is a light grey toolbar. On the left, there is a "Conditional" style selector with a grid icon and a dropdown arrow, followed by font settings: "A", "H1", and "H2". In the center, there are search and replace icons with the text "Search" and "Replace". On the right, there is an "Editing" section with a lightning bolt icon and the text "Autosave". A mouse cursor is hovering over the "Editing" dropdown menu, which has opened to show two options: "Viewing Mode" and "Editing Mode". Below the toolbar is a wide, empty input field with a dropdown arrow on the right. At the bottom, a portion of a spreadsheet grid is visible, with columns labeled "I", "J", and "K". A green selection bar highlights a range of cells in column "J".

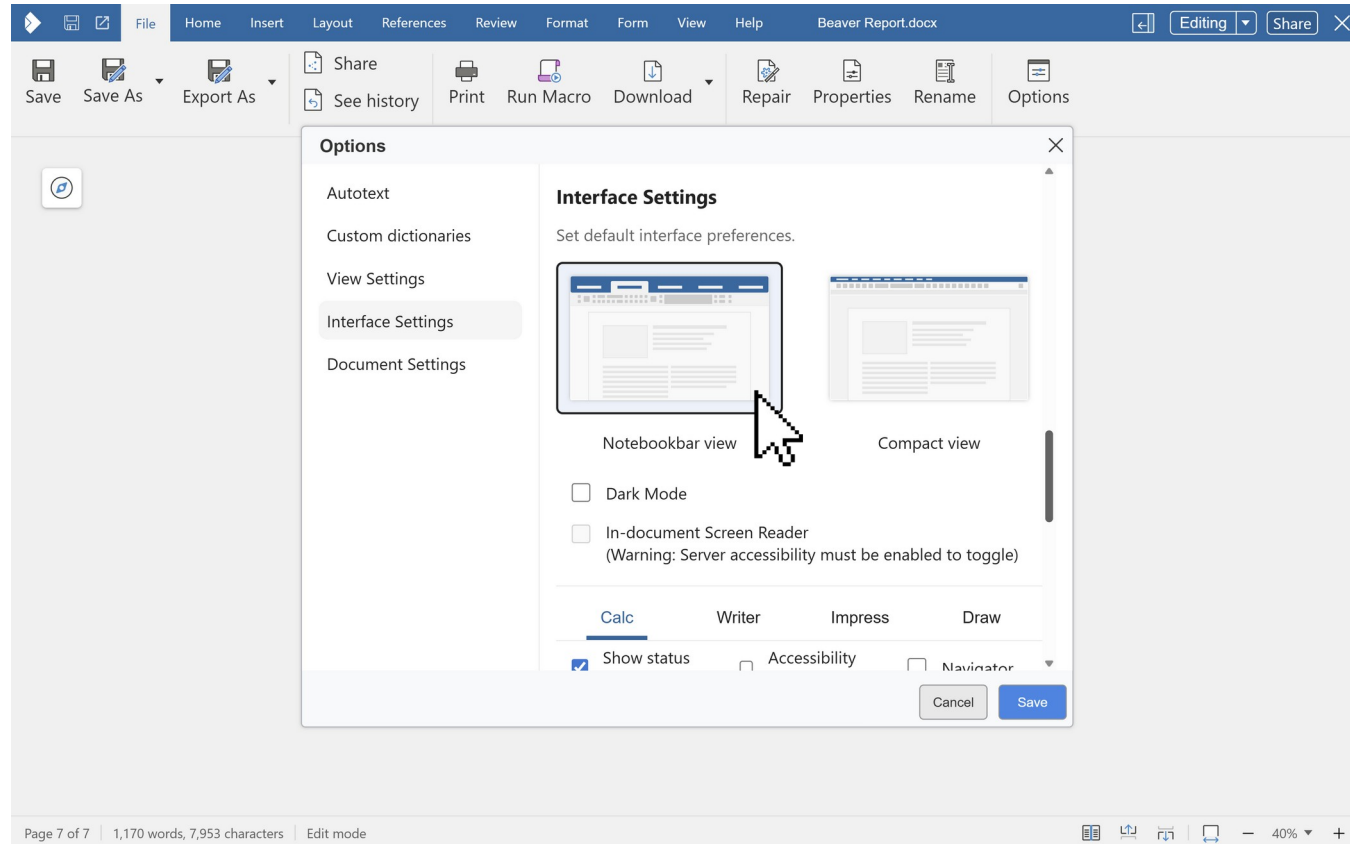
Environmental Data and Recording, Cofnod - North Wales Environment

Loading Indicators



The screenshot displays the Collabora Office application window. The title bar shows the document name "Collabora-Writer-WorldCup2026-branded.docx" and the "Editing" mode. The ribbon includes tabs for File, Home, Insert, Layout, References, Review, Format, Form, View, and Help. The Home tab is active, showing options for Clipboard (Undo, Paste), Font (Font face: Carlito, size: 12 pt, Bold, Italic, Underline, Strikethrough, Subscript, Superscript, Text Color, Background Color), Paragraph (Bulleted List, Numbered List, Decrease Indent, Increase Indent, Paragraph Spacing, Paragraph Style), and Styles. On the right, there are options for Insert (Table, Image, Link, Unlink, Comment, Comment with Markup, Comment with Screen Markup) and Search (Search, Replace). The main document area contains several horizontal light blue bars of varying lengths, representing loading indicators. A small black teardrop icon is visible in the top left corner of the document area.

Quicker Configuration Setting



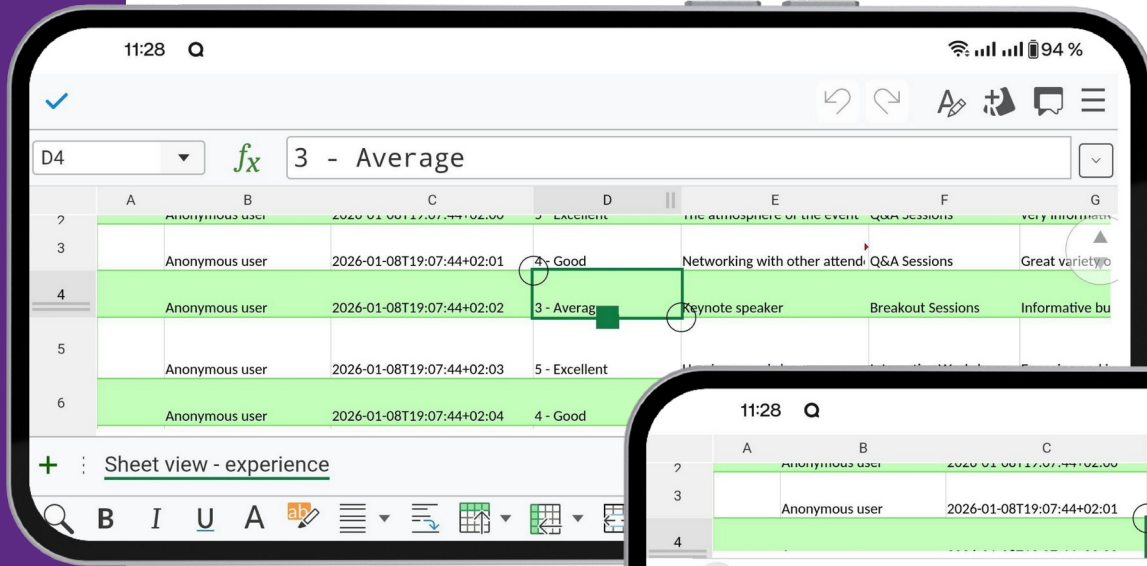
Mobile Accessibility

11:27 94%

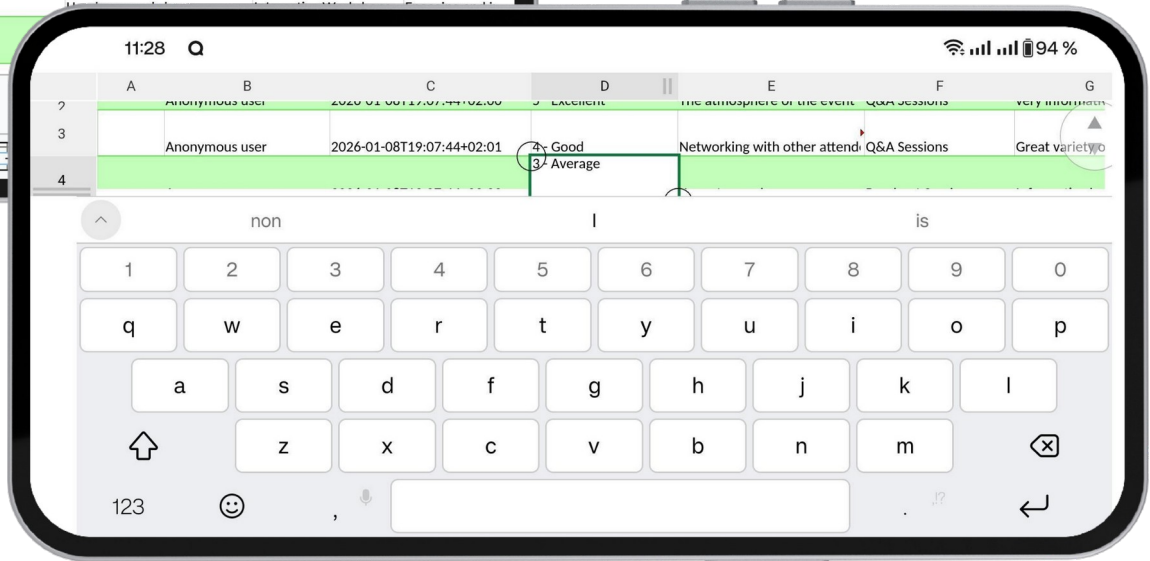
	A	B	C	D	E	F	G
1	User ID	User display name	Timestamp	Overall Experience	What aspects of the event	Interaction and Engage	Content and P
2		Anonymous user	2026-01-08T19:07:44+02:00	5 - Excellent	The atmosphere of the event	Q&A Sessions	very informativ
3		Anonymous user	2026-01-08T19:07:44+02:01	4 - Good	Networking with other attend	Q&A Sessions	Great variety o
4		Anonymous user	2026-01-08T19:07:44+02:02	3 - Average	Keynote speaker	Breakout Sessions	Informative bu
5		Anonymous user	2026-01-08T19:07:44+02:03	5 - Excellent	Hands-on workshops	Interactive Workshops	Engaging and i
6		Anonymous user	2026-01-08T19:07:44+02:04	4 - Good	Catering	Q&A Sessions	Some presenta
7		Anonymous user	2026-01-08T19:07:44+02:05	4 - Good	Panel discussions	Live demos	Insightful cont
8		Anonymous user	2026-01-08T19:07:44+02:06	5 - Excellent	The atmosphere of the event	Q&A Sessions	Q&A Sessions

+ Sheet view - experience

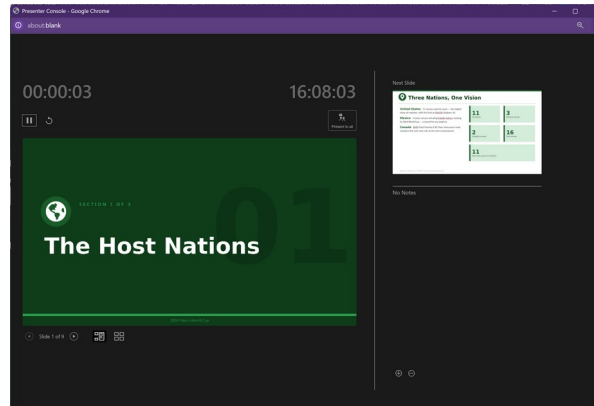
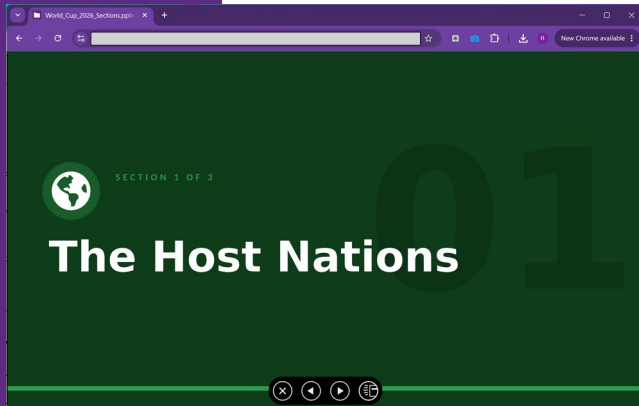
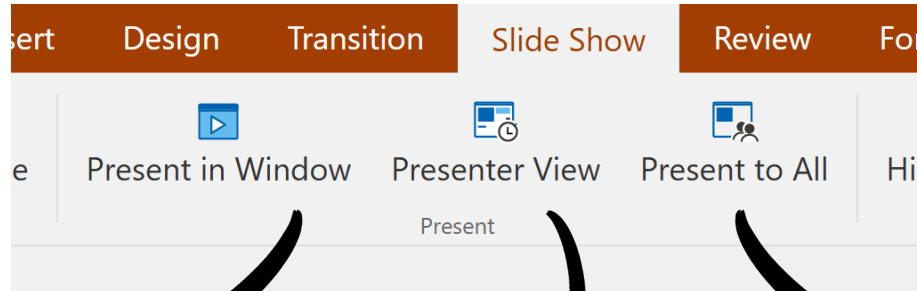
Mobile Accessibility



Top and bottom toolbars auto-hide when keyboard opens

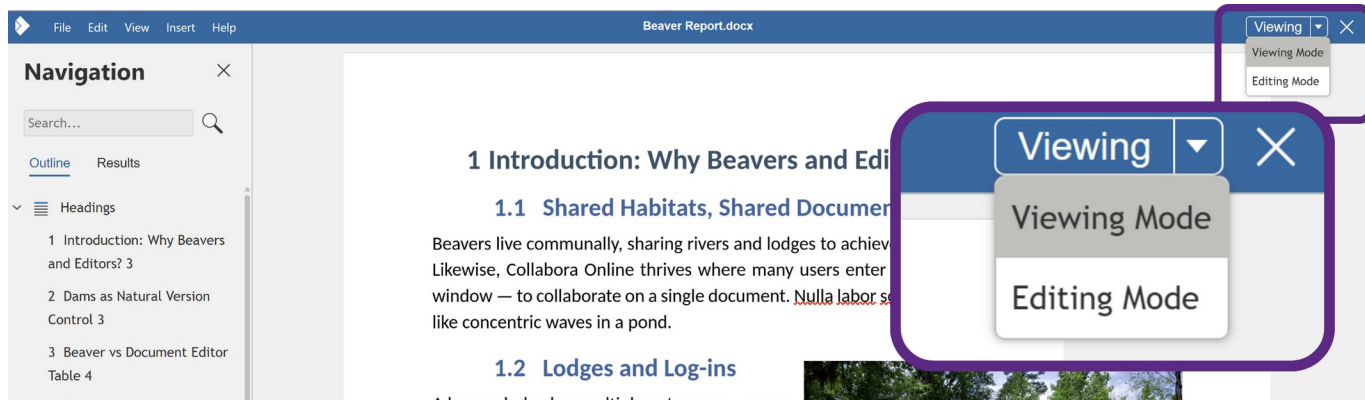


Presenting Options







More in Writer

- **Markdown** import and export
- **Markdown to PDF** templating
- Export **PDFs with comments**
- ‘Review’ mode (UserCanOnlyManageRedlines)
- Improved screen usage with document position and zoom levels



More in Calc

- **New Calc functions** including:
 - CHOOSECOLS, CHOOSEROWS, DROP, EXPAND, HSTACK, TAKE, TEXTAFTER, TEXTBEFORE, TEXTSPLIT, TOCOL, TOROW, VSTACK, WRAPCOLS, WRAPROWS.
- JSON-based **CSV conversion API**
- **Improved Copy and Paste** from Array Formula Results
- Threaded comment support

9	Just Fontaine		 France	1	6	13
10	Pelé	=TEXT	 Brazil	4	14	12
11	Sándor Kocsis					
12	Jürgen Klinsmann					
13	Helmut Rahn					
14	Teófilo Cubillas					
15	Gabriel Batistuta		 Argentina	3	12	10
16	Thomas Müller		 Germany	4	20	10

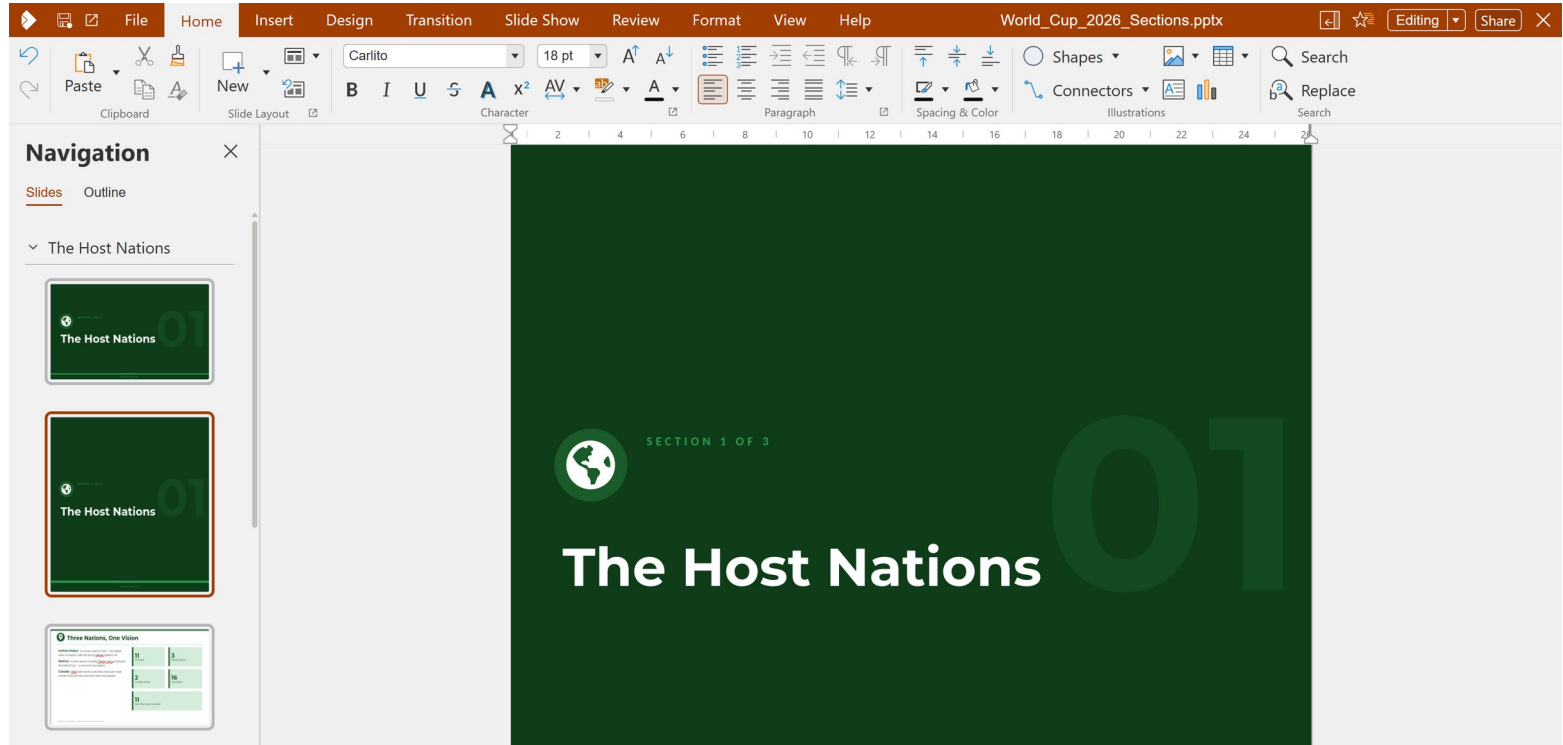
TEXTBEFORE
Returns the text that occurs before a given substring or delimiter.

TEXTJOIN
Combines several text items into one, accepts cell ranges as arguments. Uses delimiter between items.

TEXTSPLIT
Splits text by a given delimiter to an array of multiple cells.

More in Impress

- PPTX Font embedding
- Multiple Slide Sizes in One Presentation



User Experience, Accessibility & Platform Improvements

Accessibility Certification

- **BIK BITV 2.0 tested** – follows core principles of WCAG 2.1 (global standard)
 - **Significant improvements** across core UI components
 - **Keyboard navigation**
 - Keyboard-only users can now navigate toolbars, sidebars, grids, trees, radio groups, and tab panels without a mouse
 - **Meaningful screen reader interaction**
 - Colour pickers, line style selectors, numbering options, bullet choosers, and special character dialogs
 - Form controls like spinfields, dropdowns, and checkboxes
 - **Automated testing** → accessibility is now more systematic
 - Validates every dialog, sidebar, and toolbar for correct labels, roles, and keyboard behaviour



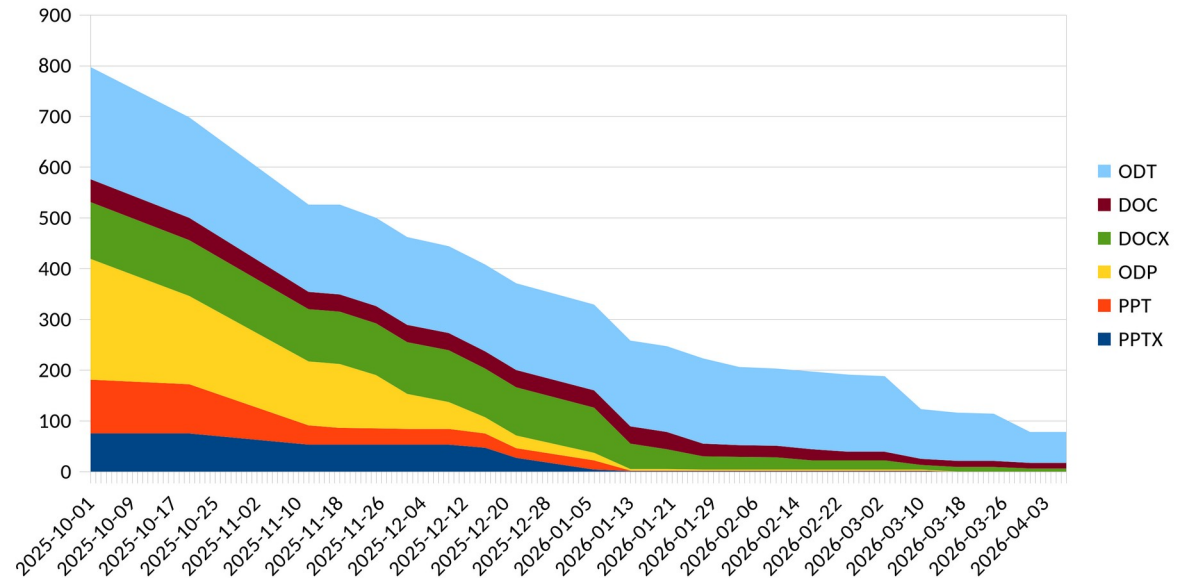
Systematic Interoperability work

Interop. commits in Collabora Online 25.04 & 26.04 ...

- four months: ~200 targetted interop fixes
- bug fixes & OOXML conformance wins from ~250k worst-docs ever.


- Writing better Microsoft XML
- Systematic metric chasing
- Automated testing and bisection

Reduction in interoperability validity failures over time



New Collabora Office = Collabora Online on your Desktop

No new UI to learn



The image displays two overlapping windows of the same application, illustrating a seamless UI transition. The top window is a browser view, and the bottom window is a desktop view. Both windows show a data visualization interface for 'Beaver Data NBN Atlas 2020-2025'. The interface includes a menu bar (File, Home, Insert, Page Layout, Formulas, Data, Review, Format, View, Help), a toolbar with various icons, and a main content area with a spreadsheet, charts, and a table. The spreadsheet shows columns for 'NBN Atlas record ID', 'Licence', 'Rights holder', 'Example Data', 'Colour Scale 1', 'Colour Scale 2', 'Data Bar 1', 'Data Bar 2', 'Data Bar 3', 'Data Bar 4', 'SpineLine', 'Scientific name', 'Taxon author', 'Common name', 'Species ID', 'Taxon Rank', 'Occurrence', and 'Start date'. The charts show 'Beaver Sightings By Latitude 2020-2025' and 'Beaver Sightings by Latitude 2020-2025 (Latitude 55.8 - 56.8 Expanded)'. The table shows 'Localities with Over 100 Sightings 2020-2025'.

Seamless UI switch from
browser to your desktop


with Collabora Online

Full collaboration experience coming!

Case Studies

Schleswig-Holstein

SH




Schleswig-Holstein
Der echte Norden

- Over 30,000 state workstations migrated from Microsoft Office
- Over 25,000 users now on Nextcloud with Collabora's integrated real-time document editing and collaboration
- Over 70% of state workstations running OSS by end of October 2025
- Microsoft Office licenses projected to drop to just 1% by 2029
- ODF made the mandatory state-wide document format standard (September 2024)
 - Our work directly enabled this
- Schleswig-Holstein invested the equivalent of 1.5 engineering years of Collabora development into the document editor codebase
 - Improvements that benefit the whole open-source community

Austrian Military

Österreichisches Bundesheer



- Engaged to deliver software development, support and mobile collaboration for the ÖBH's five-year migration
- 16,000 users migrated from Microsoft Office, including staff stationed outside Austria
- Driven by digital sovereignty and internal collaboration goals — not cost
 - Organisations choose Collabora for strategic, not just budget, reasons
- Microsoft Office 2016 removed as standard ÖBH software in 2025
- ODF adopted as the internal file format across the entire unit, with LibreOffice enforced even for filling in external OOXML forms
- Equivalent of 4.3 person-years (866 development days, 123 tickets/sign-offs) of Collabora engineering invested — all merged upstream, benefiting the wider LibreOffice ecosystem

Thank you for listening

Any questions ?



Thank you!

Michael Meeks



@CollaboraOffice
hello@collaboraoffice.com
www.collaboraoffice.com